

Cannabis Control Commission

Monthly Public Meeting

January 20, 2022 at 10:00 a.m. via Microsoft Teams Live

Agenda

1. Call to Order
2. **Chairman's Comments and Updates**
3. Minutes for Approval
4. **Executive Director's Report**
5. Staff Recommendations on Changes of Ownership
6. Staff Recommendations on Renewals
7. Staff Recommendations on Final Licenses
8. Staff Recommendations on Provisional Licenses
9. Commission Discussion and Votes
10. New Business that the Chair did not Anticipate at the Time of Posting
11. Next Meeting Date and Adjournment



Executive Director's Report

Highlights from Licensing Data*

- 10 applications awaiting first review
- 41 applications for Commission consideration
- 20 applications awaiting supplemental review
- 99,108 certified active patients
- 446 Cohort 3 Social Equity Program Participants

*Additional data available at the end of slide presentation



Licensing Applications | January 20, 2022

The totals below are all license applications received to date.

Type	#
Pending	271
Withdrawn	1,051
Incomplete (Less than 4 packets submitted)	7,217
Denied	4
Approved: Delivery Pre-Certifications	142
Approved: Delivery Endorsements	3
Approved: Licenses	979
Total	9,667

Licensing Applications | January 20, 2022

The totals below are number of licenses approved by category.

Type	#
Craft Marijuana Cooperative	3
Marijuana Courier	11
Marijuana Delivery Operator	6
Independent Testing Laboratory	16
Marijuana Cultivator	296
Marijuana Microbusiness	24
Marijuana Product Manufacturer	225
Marijuana Research Facility	0
Marijuana Retailer	387
Marijuana Third Party Transporter	4
Marijuana Transporter with Other Existing ME License	7
Total	979

Licensing Applications | January 20, 2022

The totals below are number of licenses approved by stage.

Type	#
Pre-Certified/Delivery Endorsed Microbusiness	144
Provisionally Approved	101
Provisional License	487
Final License	42
Commence Operations	350
Total	1,124

Provisionally approved means approved by the Commission but has not submitted license fee payment yet – provisional license has not started

Licensing Applications | January 20, 2022

Status	#
Application Submitted: Awaiting Review	10
Application Reviewed: More Information Requested	173
Application Deemed Complete: Awaiting 3 rd Party Responses	52
All Information Received: Awaiting Commission Consideration	41
Applications Considered by Commission (<i>includes Delivery Pre-Cert</i>)	1,123
Total	1,399



* Additional data available at the end of slide presentation

Licensing Applications | January 20, 2022

The totals below are distinct license numbers that have submitted all required packets.

The 1,399 applications represent 771 separate entities

Type	#
MTC Priority	255
Economic Empowerment Priority	106
Expedited Review	464
General Applicant	574
Total	1,399

Expedited Applications	
Expedited: License Type	64
Expedited: Social Equity Participant	194
Expedited: Disadvantaged Business Enterprise	139
Expedited: Two or More Categories	67
Total	464

Licensing Applications | January 20, 2022

Of 1,399 applications approved by the Commission, the following applications have Economic Empowerment Priority Review, Social Equity Program Participant, and/or Disadvantaged Business Enterprise status. Please note, applicants may hold one or more statuses.

Type	Economic Empowerment	Social Equity Program	Disadvantaged Business Enterprise	TOTAL
Pre-Certified/Delivery Endorsed Microbusiness	35 (+4)	112 (+15)	17	164 (+19)
Provisionally Approved	5 (-1)	15 (-1)	23 (-4)	43 (-6)
Provisional License	22 (+1)	45 (+9)	94 (+5)	161 (+15)
Final License	0	2 (-1)	3 (-4)	5 (-5)
Commence Operations	11 (+1)	13 (+1)	33 (+5)	57 (+7)
Total	73 (5.2%)	187 (13.3%)	170 (12.1%)	430 (+30) 30.7%

* Additional data available at the end of slide presentation

Licensing Applications | January 20, 2022

TYPE	PENDING APPLICATION	PRE-CERTIFIED/ ENDORSEMENT	INITIAL LICENSE DENIED	PROVISIONALLY APPROVED	PROVISIONAL LICENSE	FINAL LICENSE	COMMENCE OPERATION	T O T A L
Craft Marijuana Cooperative	3	-	0	1	2	0	0	6
Marijuana Courier License	10	-	0	0	5	0	6	21
Marijuana Courier Pre-Certification	12	82	-	-	-	-	-	94
Independent Testing Laboratory	5	-	0	1	6	1	8	21
Marijuana Cultivator	69	-	2	33	168	24	71	367
Marijuana Delivery Operator License	13	-	0	0	6	0	0	19
Marijuana Delivery Operator Pre-Certification	12	60	-	-	-	-	-	72
Marijuana Microbusiness	8	-	0	5	13	1	5	32
Marijuana Product Manufacturer	55	-	1	30	124	11	60	281
Marijuana Research Facility	6	-	0	0	0	0	0	6
Marijuana Retailer	71	-	1	29	159	5	194	459
Marijuana Transporter with Other Existing ME License	0	-	0	2	3	0	2	7
Microbusiness Delivery	0	2	0	0	0	0	1	3
Third Party Transporter	7	-	0	0	1	0	3	11
Total	271	144	4	101	487	42	350	1,399

Licensing Applications | January 20, 2022

The totals below are the number of cultivation licenses approved by stage.

TYPE	PENDING APPLICATION	PRE-CERTIFIED/ ENDORSEMENT	INITIAL LICENSE DENIED	PROVISIONALLY APPROVED	PROVISIONAL LICENSE	FINAL LICENSE	COMMENCE OPERATION	T O T A L
Marijuana Cultivator (Indoor)	53	-	1	31	155	16	60	316
Marijuana Cultivator (Outdoor)	16	-	1	2	13	8	11	51
Total	69	-	2	33	168	24	71	367

* Additional data available at the end of slide presentation

Cultivation Applications | January 20, 2022

TYPE	PENDING APPLICATION	INITIAL LICENSE DENIED	PROVISIONALLY APPROVED	PROVISIONAL LICENSE	FINAL LICENSE	COMMENCE OPERATION	TOTAL
Cultivation Tier 1 (Up to 5,000 sq. ft.)	15	0	6	30	4	12	67
Cultivation Tier 2 (5,001-10,000 sq. ft.)	20	0	8	45	5	19	97
Cultivation Tier 3 (10,001-20,000 sq. ft.)	7	2	7	42	2	11	71
Cultivation Tier 4 (20,001-30,000 sq. ft.)	1	0	4	13	4	6	28
Cultivation Tier 5 (30,001-40,000 sq. ft.)	5	0	3	7	1	7	23
Cultivation Tier 6 (40,001-50,000 sq. ft.)	5	0	3	9	3	3	23
Cultivation Tier 7 (50,001-60,000 sq. ft.)	3	0	1	4	0	3	11
Cultivation Tier 8 (60,001-70,000 sq. ft.)	0	0	0	2	0	1	3
Cultivation Tier 9 (70,001-80,000 sq. ft.)	4	0	1	1	2	1	9
Cultivation Tier 10 (80,001-90,000 sq. ft.)	1	0	0	1	2	3	7
Cultivation Tier 11 (90,001-100,000 sq. ft.)	8	0	0	14	1	5	28
Total	69	2	33	168	24	71	367
Total Maximum Canopy (Sq. Ft.)	2,285,000	40,000	780,000	4,510,000	860,000	2,180,000	-

MMJ Licensing and Registration Data | January 20, 2021

*The numbers below are a snapshot of the program
for the month of December.*

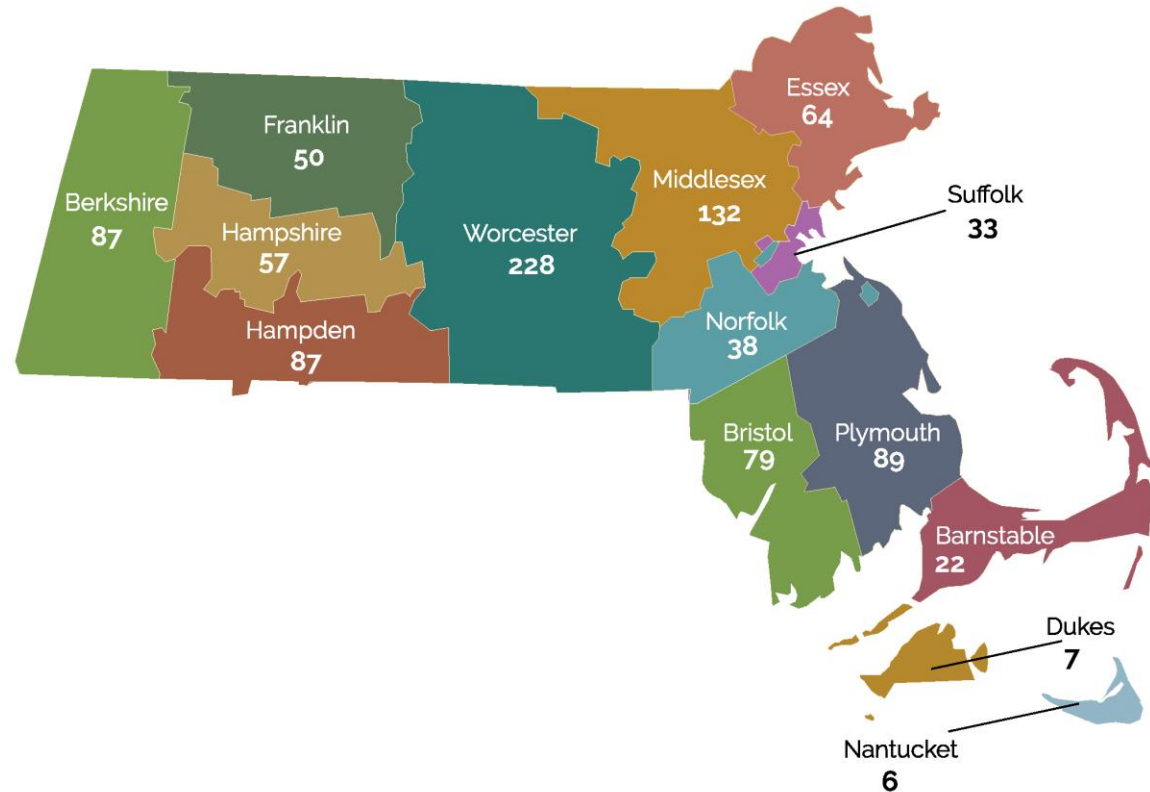
MTC Licenses	#
Provisional	42
Final	5
Commence Operations	91
License Expired	43
Total	181

MMJ Program	#
Certified Patients	104,960
Certified Active Patients	99,108
Active Caregivers	8,102
Registered Certifying Physicians	287
Registered Certifying Nurse Practitioners	101
Ounces Sold	86,625

Marijuana Establishment Licenses | January 20, 2022

The totals below are the total number of licenses by county.

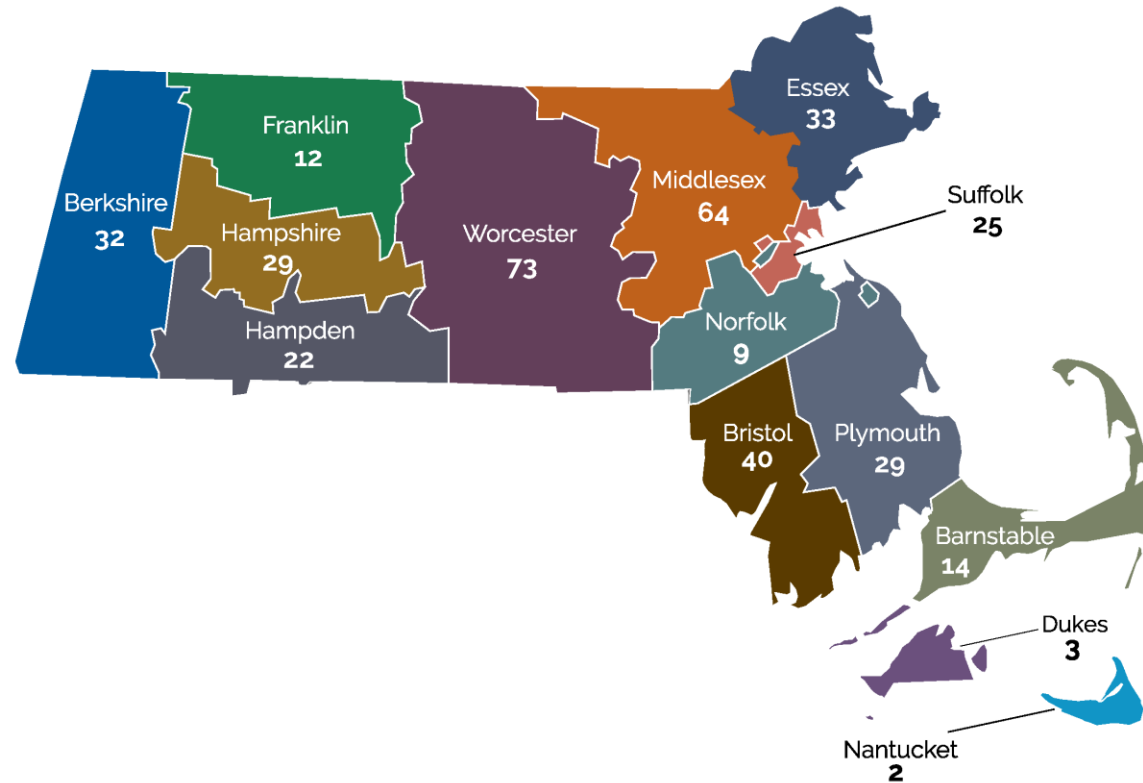
COUNTY	#	+/-
BARNSTABLE	22	0
BERKSHIRE	87	0
BRISTOL	79	1
DUKES	7	0
ESSEX	64	1
FRANKLIN	50	3
HAMPDEN	87	3
HAMPSHIRE	57	2
MIDDLESEX	132	6
NANTUCKET	6	0
NORFOLK	38	1
PLYMOUTH	89	6
SUFFOLK	33	0
WORCESTER	228	11
TOTAL	979	34



Marijuana Retailer Licenses | January 20, 2022

The totals below are the total number of retail licenses by county.

COUNTY	#	+
BARNSTABLE	14	0
BERKSHIRE	32	0
BRISTOL	40	1
DUKES	3	0
ESSEX	33	0
FRANKLIN	12	1
HAMPDEN	22	0
HAMPSHIRE	29	1
MIDDLESEX	64	1
NANTUCKET	2	0
NORFOLK	9	0
PLYMOUTH	29	1
SUFFOLK	25	0
WORCESTER	73	3
TOTAL	387	8

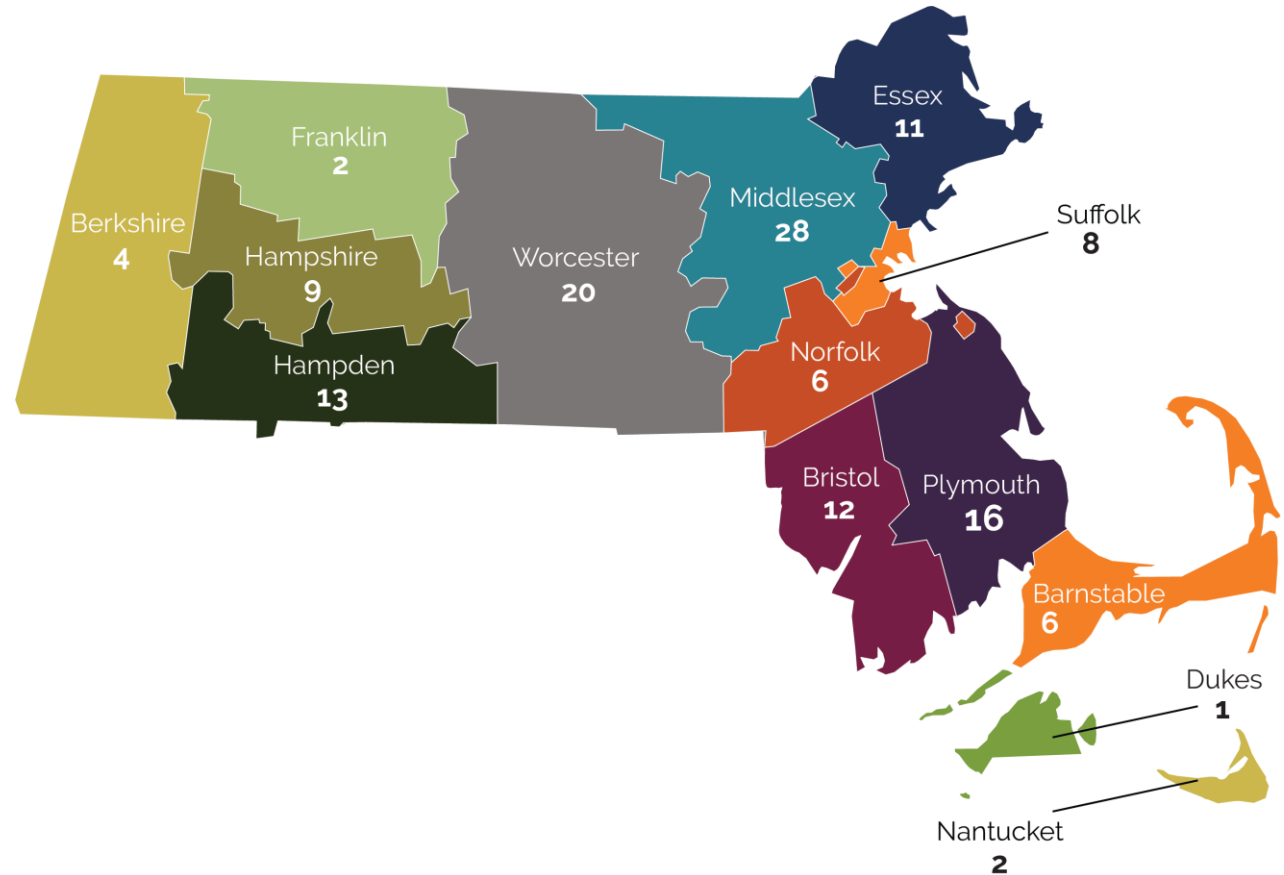


Medical Marijuana Treatment Center Licenses (Dispensing)

January 20, 2022

The totals below are the total number of MTC (Dispensing) licenses by county.

COUNTY	#
BARNSTABLE	6
BERKSHIRE	4
BRISTOL	12
DUKES	1
ESSEX	11
FRANKLIN	2
HAMPDEN	13
HAMPSHIRE	9
MIDDLESEX	28
NANTUCKET	2
NORFOLK	6
PLYMOUTH	16
SUFFOLK	8
WORCESTER	20
TOTAL	138



FY23 Budget Request

Account		FY23 Request
1070-0840	CNB Operations	\$15,836,897
1070-0842	Medical-Use of Marijuana	\$3,381,752
1070-0841	Public Education Campaign	\$1,000,000
TOTAL		\$20,218,649



FY21 Revenue Projections vs. Actuals

Account	FY21 Projection	FY21 Actual	% of Actuals to Estimates
Marijuana Excise	\$54,500,000	\$112,370,500	206.2%
Marijuana Non-Tax	\$14,072,200	\$25,073,600	178.2%
TOTAL	\$68,572,200	\$137,444,100	



FY22 vs. FY23

Account	FY22 GAA Budget	FY23 Request	Difference
1070-0840 CNB Operations	\$12,920,669	\$15,836,897	\$2,916,228
1070-0842 MMJ	\$2,797,208	\$3,381,752	\$584,544
1070-0841 Public Education	\$0	\$1,000,000	\$1,000,000
TOTAL	\$15,717,877	\$20,218,649	\$4,500,772



Commission Updates

● Return to Office Update

- Advised staff that, at this time, we remain remote with no specific date to return to physical offices (Worcester & Boston).
- Will provide 90-day notice before requiring return to office.
- Continue to review/evaluate potential policies and approaches to return, with emphasis on continued staff engagement and mindful of impact to staff and their families.
- Offices remain accessible to all staff in the event they need them; still closed to the public.
- Open Meeting Law implications: April 2022 meeting, absent a change in statute, must be in-person.



Social Equity Program Update

- The Commission received **1,058** applications for Cohort 3 of the Social Equity Program
 - Application deadline was extended and closed November 15th.
 - Benefits (including access to exclusive license types) accrue immediately for accepted Cohort members.



Social Equity Program Applications | January 20, 2022

The totals below reflect the number of Social Equity Program Cohort 3 applications received and their current status.

Type	#
Approved	446
Pending (Placed in Next Cohort)	603
Withdrawn	9
Total	1,058

Race	American Indian or Alaska Native	Asian	Black or African American	Declined to Answer	Hispanic, Latino, or Spanish	Middle Eastern or North African	Other	White
	1	11	226	15	65	4	13	111
Total (446)	.22%	2.46%	50.67%	3.36%	14.57%	0.89%	2.91%	24.88%

Track Interest	Ancillary	Core	Entrepreneur	Entry	Declined to Answer
	10	38	385	13	0
Total (446)	2.24%	8.5%	85.2%	2.9%	0%

* Additional data available at the end of slide presentation

Gender	Female	Male	User Defined	Declined to Answer
	130	312	2	2
Total (446)	26.09%	72.83%	.36%	.72%

Farmer Status	Yes	No	Declined to Answer
	37	409	0
Total (446)	7.61%	92.39%	0%

Veteran Status	Yes	No	Declined to Answer
	18	428	0
Total	4.71%	95.29%	0%



Hiring Update

Desktop Support Analyst

Executive Assistant

- Onboarded December 20th

Constituent Services Manager

Investigations and Enforcement Assistant

- Final candidates' stage

Associate Enforcement Counsel

- Initial screening process stage


Project Coordinator(s), Equity Programming and Community Outreach (1/21)

Manager, Government Affairs and Policy (1/29)

Budget Director (1/29)

Position currently open and posted on the Commission's website





Staff Recommendations on Licensure



Staff Recommendations: Changes of Ownership

- a. Ashli's Extracts, Inc.
- b. Ashli's Farm, Inc.
- c. Ashli's, Inc.
- d. Berkshire Roots, LLC
- e. Calyx Peak of MA, Inc.
- f. CCE Cat, LLC
- g. Elevated Cultivation CO, LLC
- h. Elevated Roots, LLC
- i. Healthy Pharms, Inc.
- j. M3 Ventures, Inc.
- k. Mission MA, Inc.
- l. New England Cannabis Corporation, Inc.
- m. PharmaCannis Massachusetts, Inc.



Staff Recommendations: Renewals

- a. 15 Arch, LLC (#MCR140120)
- b. 208 Worcester Street, LLC (#MRR205921)
- c. 7LEAF GARDENS LLC (#MCR140147)
- d. 7LEAF GARDENS LLC (#MPR243729)
- e. ACK Natural, LLC (#MPR243723)
- f. ACK Natural, LLC (#MRR205963)
- g. ACK Natural, LLC (#MCR140158)
- h. Agricultural Healing, Inc. (#MRR205934)
- i. Agricultural Healing, Inc. (#MPR243701)
- j. Agricultural Healing, Inc. (#MCR140131)
- k. AmeriCann Brands, Inc. (#MPR243741)
- l. Apical, Inc. (#MRR205938)
- m. Apical, Inc. (#MPR243704)
- n. Apical, Inc. (#MCR140133)
- o. Artis, LLC (#DOR5182940)
- p. Ascend Mass, LLC (#MRR205923)
- q. Aspen Blue Cultures Inc. (#MPR243717)
- r. Aspen Blue Cultures Inc. (#MCR140142)
- s. Aspen Blue Cultures Inc. (#MRR205958)
- t. Atlantic Medicinal Partners, Inc. (#MRR205931)
- u. Atlantic Medicinal Partners, Inc. (#MPR243707)
- v. Atlantic Medicinal Partners, Inc. (#MRR205947)
- w. Berkshire Welco, LLC (#MRR205939)
- x. Berkshire Welco, LLC (#MPR243703)
- y. Berkshire Welco, LLC (#MCR140136)
- z. Bracts & Pistils, LLC (#DOR5182939)
- aa. Cannabis Connection, Inc. (#MRR205927)
- bb. Cannatech Medicinals Inc. (#MCR140115)
- cc. Caregiver-Patient Connection LLC (#MCR140138)
- dd. Caregiver-Patient Connection LLC (#MCR140135)
- ee. Community Growth Partners Great Barrington Operations LLC (#MRR205966)
- ff. D2N2, LLC (#MRR205920)
- gg. Deep Roots Inc. (#MBR169280)
- hh. Elevated Gardens LLC (#MCR140117)
- ii. Essex Apothecary, LLC (#MRR205926)



Staff Recommendations: Renewals

jj. Evergreen Strategies, LLC. (#MPR243709)
kk. Evergreen Strategies, LLC. (#MCR140139)
ll. Garden Remedies, Inc. (#MCR140094)
mm. Garden Remedies, Inc. (#MPR243711)
nn. Garden Remedies, Inc. (#MRR205967)
oo. Garden Remedies, Inc. (#MRR205969)
pp. Garden Remedies, Inc. (#MRR205968)
qq. Good Feels Inc. (#MPR243715)
rr. Greenerside Holdings, LLC (#MRR205975)
ss. Greenerside Holdings, LLC (#MCR140164)
tt. GreenStar Herbals, Inc. (#MRR205925)
uu. Herbal Pathways (#MRR205944)
vv. Holland Brands NA, LLC (#MRR205917)
ww. Innovative Flower LLC (#MRR205965)
xx. J&L Enterprises, Inc. (#MCR140079)
yy. J&L Enterprises, Inc. (#MCR140071)
zz. JOLO CAN LLC (#MRR205945)
aaa. JOLO CAN LLC (#MPR243710)
bbb. JOLO CAN LLC (#MCR140126)

ccc. Kaycha MA, LLC (#ILR267899)
ddd. LDE Holdings, LLC. (#MCR140121)
eee. LDE Holdings, LLC. (#MPR243698)
fff. LDE Holdings, LLC. (#MRR205954)
ggg. LMCC, LLC (#MRR205888)
hhh. LMCC, LLC (#MRR205867)
iii. M3 Ventures, Inc. (#MRR205933)
jjj. Mainly Productions LLC (#MPR243712)
kkk. Major Bloom, LLC (#MPR243693)
lll. Mass Alternative Care, Inc. (#MRR205949)
mmm. Mass Alternative Care, Inc. (#MRR205960)
nnn. Mass Alternative Care, Inc. (#MPR243718)
ooo. Mass Alternative Care, Inc. (#MCR140152)
ppp. Mellow Fellows LLC (#MRR205942)
qqq. Mill Town Agriculture, LLC (#MPR243708)
rrr. Mint Cultivation Facilities LLC (#MCR140150)
sss. Mint Dispensary Facilities II LLC (#MRR205860)

Staff Recommendations: Renewals

ttt. MJ's Market (#MRR205940)
uuu. MJ's Market Inc. (#MCR140141)
vvv. MME Newton Retail, LLC (#MRR205912)
www. MMM Transport, Inc. (#MTR263103)
xxx. Native Sun MFG (#MCR140118)
yyy. New Dia, LLC (#MRR205935)
zzz. Paper City Industries LLC (#MPR243702)
aaaa. Paper City Industries LLC (#MCR140125)
bbbb. Patriot Care Corp (#MRR205943)
cccc. PharmaCannis Massachusetts, Inc. (#MRR205919)
dddd. Pleasantrees, Inc. (#MRR205915)
eeee. Regenerative LLC (#MCR140089)
ffff. RISE Holdings, Inc. (#MPR243696)
gggg. RISE Holdings, Inc. (#MCR140119)
hhhh. Roaring Glen Farms LLC (#COR129708)
iiii. Royalston Farm LLC (#MPR243687)
jjjj. Royalston Farm LLC (#MCR140096)
kkkk. Royalston Farm LLC (#MCR140145)

llll. Sanctuary Medicinals, Inc. (#MRR205952)
mmmm. Silver Therapeutics, Inc (#MCR140155)
nnnn. Silver Therapeutics, Inc. (#MRR205961)
oooo. T. Bear Inc. (#MPR243697)
pppp. Temescal Wellness of Massachusetts, LLC (#MRR205941)
qqqq. Tempest, Inc (#MRR205883)
rrrr. The Green Harbor Dispensary, LLC (#MRR205930)
ssss. The Green Harbor Dispensary, LLC (#MCR140124)
tttt. The Green Harbor Dispensary, LLC (#MPR243736)
uuuu. The Green Lady Dispensary, Inc. (#MRR205899)
vvvv. The Green Lady Dispensary, Inc. (#MPR243682)
www. The Green Lady Dispensary, Inc. (#MCR140104)
xxxx. The Heirloom Collective, Inc. (#MRR205957)
yyyy. Treevit LLC (#DOR5182938)
zzzz. Twisted Growers LLC (#MPR243737)
aaaaa. Twisted Growers LLC (#MCR140127)
bbbbb. Uma Flowers LLC (#MRR205946)



Staff Recommendations: Renewals

ccccc. VanGarden Cannabis, LLC (#MPR243706)
ddddd. VanGarden Cannabis, LLC (#MCR140146)
eeeee. Wellman Farm, Inc. (#MCR140170)
fffff. West County Collective (#MCR140161)
ggggg. Western Front, LLC (#MRR205956)
hhhhh. Wiseacre Farm Inc. (#MCR140132)
iiii. Alternative Compassion Services (#RMD3320)
jjjjj. Beacon Compassion Center, Inc. (#RMD1729)
kkkkk. Garden Remedies, Inc. (#RMD1265)
llll. MassMedicum Corporation, (#RMD945)
mmmmm. Old Planters of Cape Ann, Inc. (#RMD1741)
nnnnn. The Green Lady Dispensary, Inc. (#RMD885)



Staff Recommendations: Final Licenses

- a. **Bodelle's** Edibles, LLC (#MB281356), Microbusiness
- b. Coastal Solutions (#MTN281365), Third-Party Transporter
- c. Good Feels, Inc. (#MP281932), Product Manufacturing
- d. Just Healthy, LLC d/b/a The Source (#MR281863), Retail
- e. Krishna Lenox, LLC d/b/a Kapha Cannabis Dispensary (#MR283357), Retail
- f. LDE Holdings, LLC d/b/a Trade Roots, (#MR281689), Retail
- g. MassMedicum Corp. d/b/a Grand Cru Cannabis Co. (#MP281687), Product Manufacturing
- h. Platinum HydroLab, Inc. (#MC281510), Cultivation, Tier 1 / Indoor
- i. Platinum HydroLab, Inc. (#MP281540), Product Manufacturing
- j. Pleasantrees, Inc. (#MR282036), Retail
- k. Reverie 73 Lowell, LLC f/k/a Fresh Fields Lowell, LLC (#MR283066), Retail
- l. Smithers AMS, LLC (#IL281355), Independent Testing Laboratory





Staff Recommendations: Final Licenses

- m. The GreenHouse Cannabis Group, Inc d/b/a GreenHouse Mobility Solutions (#DO100125), Marijuana Courier
- n. Alternative Compassion Services, Inc. (#MTC3320), Vertically Integrated Medical Marijuana Treatment Center
- o. Apothca, Inc. (#MTC1667), Vertically Integrated Medical Marijuana Treatment Center
- p. GreenCare Collective, Inc. (#MTC1706), Vertically Integrated Medical Marijuana Treatment Center



Staff Recommendations: Provisional Licenses

- a. Alchemy League (#DOA100144), Marijuana Courier
- b. Alchemy League (#MDA1272), Marijuana Delivery Operator
- c. Aspen Blue Mashpee, Inc. (#MCN283504), Cultivation, Tier 2 / Indoor
- d. Aspen Blue Wareham, Inc. (#MPN282091), Product Manufacturing
- e. Assured Testing Laboratories, LLC (#ILN281360), Independent Testing Laboratory
- f. Bud Bus, Inc. (#MDA1273), Marijuana Delivery Operator
- g. Cannalive Genetics, LLC (#MBN282302), Microbusiness
- h. Climb Cannabis, LLC (#MPN281484), Product Manufacturing
- i. Community Growth Partners Delivery, Inc d/b/a Community Growth Partners (#MDA1281), Marijuana Delivery Operator
- j. DB Delivery MA, LLC d/b/a Doobie (#MDA1258), Marijuana Delivery Operator
- k. Delivered, Inc. (#MDA1276), Marijuana Delivery Operator
- l. EC Developments, (#MCN283278), Cultivation, Tier 4 / Indoor
- m. EC Developments, (#MPM282083), Product Manufacturing
- n. EC Developments, (#MRN284262), Retail
- o. Ember Gardens Delivery, LLC (#MDA1274), Marijuana Delivery Operator
- p. Flying Goose, LLC d/b/a Dazed Cannabis (#MRN284123), Retail
- q. Gan Or, LLC (#MCN283548), Cultivation, Tier 1 / Indoor
- r. Gan Or, LLC (#MPN282097), Product Manufacturing
- s. Greater Goods, LLC (#MBN282344), Microbusiness
- t. Green Armory Laboratories, Inc. (#ILN281311), Independent Testing Laboratory
- u. Green Patriot, LLC (#MCN282987), Cultivation, Tier 2 / Outdoor
- v. Happy Flower, LLC (#MBN282223), Microbusiness
- w. Healing Calyx, LLC d/b/a Greenrush Delivery (#DOA100137), Marijuana Courier
- x. Kush Kart, LLC (#MDA1268), Marijuana Delivery Operator
- y. LC Square, LLC (#MCN283582), Cultivation, Tier 9 / Outdoor
- z. Leaf Lux Group, Inc. (#MRN284051), Retail
- aa. Legal Greens, LLC (#MCN282058), Cultivation, Tier 1 / Indoor
- bb. Legal Greens, LLC (#MPN281831), Product Manufacturing
- cc. Lucky Green Ladies, LLC (#MDA1282), Marijuana Delivery Operator

Staff Recommendations: Provisional Licenses

- dd. Matriline Farms, LLC (#MCN282295), Cultivation, Tier 1 / Indoor
- ee. Matriline Farms, LLC (#MPN282084), Product Manufacturing
- ff. Northeast Select Harvest Corp. (#MRN282571), Retail
- gg. Prime Tree, LLC (#MCN283233), Cultivation, Tier 3 / Indoor
- hh. Prime Tree, LLC (#MPN281993), Product Manufacturing
- ii. Pudding Hill Farm, LLC (#MCN283501), Cultivation, Tier 1 / Indoor
- jj. Rasta Rootz, LLC (#MRN284000), Retail
- kk. Revolutionary Clinics II, Inc. (#MRN284246), Retail
- ll. Sun and Soil Craft Cannabis, LLC (#MCN282765), Cultivation, Tier 2 / Indoor
- mm. Sun Flower Meadows, LLC (#MCN283232), Cultivation, Tier 7 / Outdoor
- nn. Sweetgrass Farms, LLC (#MCN283602), Cultivation, Tier 3 / Indoor
- oo. Town Meadow Farm (#MCN283497), Cultivation, Tier 11 / Outdoor

Commission Discussion & Votes





The Commission is in
recess until



Commission Discussion & Votes

- Job Description: Multimedia Content Producer



Legislative and Executive Branch Outreach

Operating Under the Influence

Matt Giancola, Director of Government Affairs and Policy



Operating Under the Influence

- The Special Commission on Operating Under the Influence and Impaired Driving was established by statute in 2017 and chaired by the Executive Director of the Cannabis Control Commission. The Special Commission voted on recommendations in its report, released in January 2019.
- **There are a number of legislative proposals to update the Commonwealth's OUI laws** – including increasing the number of Drug Recognition Experts employed by local law enforcement agencies, develop educational materials, align implied consent laws, and extend judicial notice of driving under the influence of THC.
- Driving under the influence of alcohol, cannabis, and other drugs is unsafe and harms the public.

Legislative Process

OUI Bills:

Joint Committee on Judiciary:

H. 1924

Rep. Whelan

H. 4255

Governor Baker

Joint Committee on Public Safety and Homeland Security:

S. 1612

Sen. Moore

- The Joint Committee on Judiciary held a hearing on operating under the influence and impaired driving bills in December 2021.
- Commissioners Camargo and Roy participated (testified) in the hearing process in their individual capacities.
- Bills are currently being reviewed by the Committee.

OUI Statutes: Other States

Per Se Limits for THC

(2-5ng)

Illinois

Montana

Nevada

Ohio

Washington

Reasonable Inference Law

(Assumed intoxication if driver tests >5ng THC)

Colorado

Zero Tolerance Laws for Drugged Driving (Including THC)

Arizona

Delaware

Georgia

Indiana

Iowa

Michigan

Oklahoma

Pennsylvania

Rhode Island

South Dakota

Utah

Wisconsin

Early Estimate of Motor Vehicle Traffic Fatalities for the First Half (January-June) of 2021, NHTSA Report, October 2021

-Q1 2021 roadway fatalities up 18.4% over Q1 2020

““This is a crisis. More than 20,000 people died on U.S. roads in the first six months of 2021, leaving countless loved ones behind. We cannot and should not accept these fatalities as simply a part of everyday life in America,”

- United States Transportation Secretary Pete Buttigieg.

Proposed Statement of Commission Policy:

- For Discussion:

The Commission supports legislation that aligns laws against the operation of motor vehicles while under the influence of alcohol with cannabis and other drugs. The Commission further recognizes the need to protect civil rights and for advances in technology to accurately assess cannabis impairment.



Operating Under the Influence: Next Steps

- A letter to the Legislature indicating the Commission's policy stance
- Commissioners will meet with legislative officials and external stakeholders
- Inclusion of the Commission's vote in our Annual Report to the Legislature

Legislative and Executive Branch Outreach

Social Consumption

Matt Giancola, Director of Government Affairs and Policy



Social Consumption

- Social Consumption licensing was incorporated into MGL Chapter 94G by the Legislature in 2017.
- Due to a statutory interpretation by the Office of the Attorney General and Secretary of the Commonwealth (who hold oversight of municipal and elections laws, respectively), the process for municipal opt-in laid out in Chapter 94G is currently inoperable.
- A technical amendment to 94G could be adopted by the Legislature to allow for municipalities to opt-in to allowing Social Consumption licenses within its borders.
- The Commission has adopted a regulatory framework for Social Consumption licensing in 935 CMR 500.

Legislative Process

**Social Consumption Bills:
Joint Committee on Cannabis Policy:**

S. 65 / H. 4133

Sen. Cyr / Rep. Duffy

- The Joint Committee on Cannabis Policy held a hearing on social consumption legislation in December 2021.
- Bills are currently being reviewed by the Committee.
- Bills must be reported out of Committees in February 2022.

Proposed Statement of Commission Policy:

- For Discussion:

The Commission supports the adoption of a technical amendment to MGL Chapter 94G that will allow for a process for the municipal adoption of social consumption licensing.



Social Consumption: Next Steps

- A letter to the Legislature indicating the Commission's policy stance
 - Commissioners will meet with legislative officials and external stakeholders
 - Inclusion of the Commission's vote in our Annual Report to the Legislature
-

Commission Discussion & Votes

- Guidance on Hemp
- Possible Telehealth and Curbside Operations Extension
- Timeline for Regulatory Review
- Executive Director Goals for CY 2022
- Election of Commission Secretary and Treasurer



Draft CY22 Goals

1. Create a 5-year strategic plan for Commission development within requirements of cost neutral operations and other statutory requirements.
2. In collaboration with Commissioners, establish a foundational, durable, and manageable governance model for the agency that properly delineates policy matters and administrative functions consistent with statutory requirements.
3. Refine, define, and report on efforts to create a best-practice model, world-class agency that empowers staff to maintain innovative and responsive government.



Draft CY22 Goals

4. In collaboration with Commissioners, complete the 3-year strategic planning process, and begin implementation, for equity programming that includes measurable goals and metrics, combined with robust data collection and **tracking of equity participants' success and satisfaction as well as licensee's equity goals and progress.**
5. Develop and propose initiatives in order, over the next 5 years, to double levels of Economic Empowerment, Social Equity Program, Disadvantaged Business Enterprise, farmer, and veteran participation in the industry.



Draft CY22 Goals

6. Ensure Commissioners and public have access to data and evidence-based publications to support internal decision making, public dialogue, preservation of patient access, public health and safety, and impact on disproportionately harmed communities from the regulated marijuana market.
7. Continue to establish Massachusetts as a standard-bearer for the nation as it relates to evidence-based policy development through broad stakeholder engagement.



Commission Discussion & Votes

- Guidance on Hemp
- Possible Telehealth and Curbside Operations Extension
- Timeline for Regulatory Review
- Executive Director Goals for CY 2022
- Election of Commission Secretary and Treasurer



Commission Discussion & Votes:

- Responsible Vendor Training Renewal Applications
 - Kristi Talagan
 - Leafy Green
 - Marijuana Handlers
- Responsible Vendor Training Applications
 - Azalla Education
 - Green Flower
 - Grown In





Upcoming Meetings & Adjournment

Upcoming Meetings and Important Dates

Next Meeting Date:
February 10

- Monthly Public Meeting
 - Remote via Teams
 - 10:00 AM



2022 Public Meeting Schedule

Public Meeting dates are tentative and subject to change

March 10

August 11

April 7

September 8

May 12

October 13

June 9

November 10

July 14

December 8



Additional Licensing Data

Licensing Applications | January 20, 2022

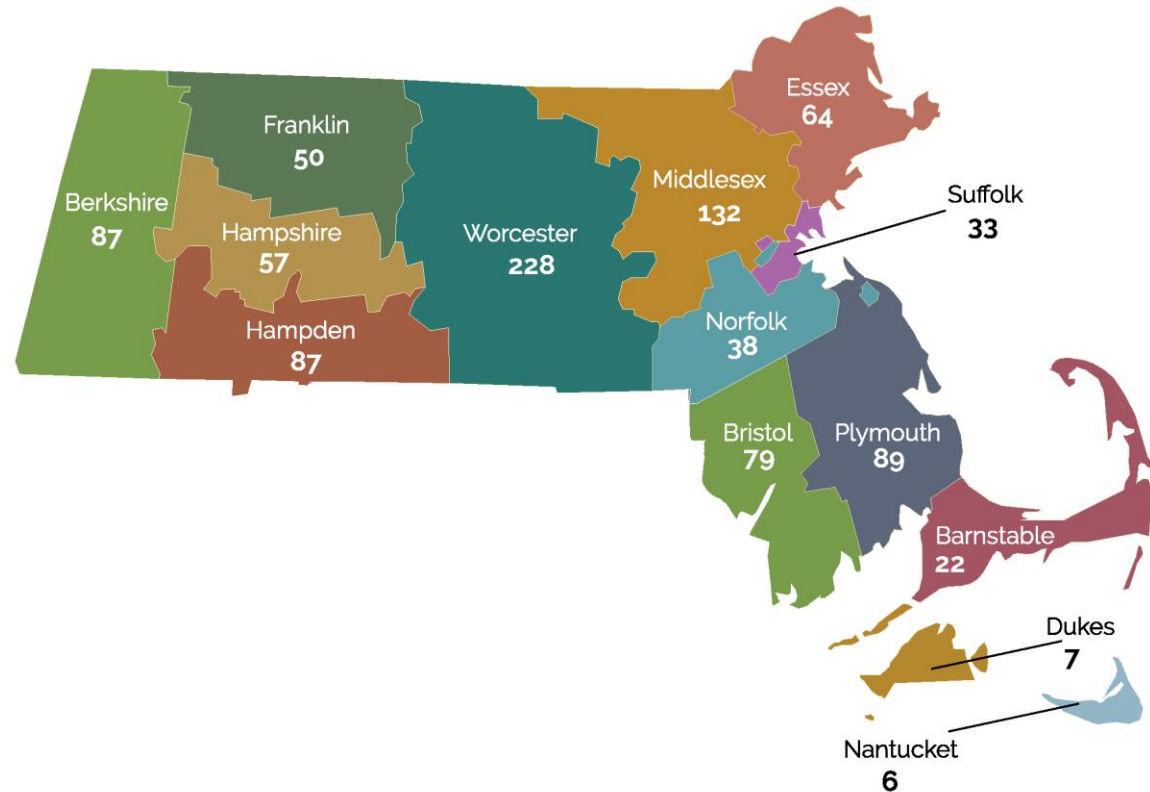
The totals below are applications that have submitted all four packets and are pending review.

Type	#
Craft Marijuana Cooperative	3
Delivery-Only Provisional Licensure (Part 2)	10
Delivery-Only Pre-Certification (Part 1)	12
Independent Testing Laboratory	5
Marijuana Cultivator	69
Marijuana Delivery Operator Provisional License (Part 2)	13
Marijuana Delivery Operator Pre-Certification (Part 1)	12
Marijuana Microbusiness	8
Marijuana Product Manufacturer	55
Marijuana Research Facility	6
Marijuana Retailer	71
Marijuana Transporter with Other Existing ME License	0
Microbusiness Delivery Endorsement	0
Third Party Transporter	7
Total	271

Marijuana Establishment Licenses | January 20, 2022

The totals below are the total number of licenses by county.

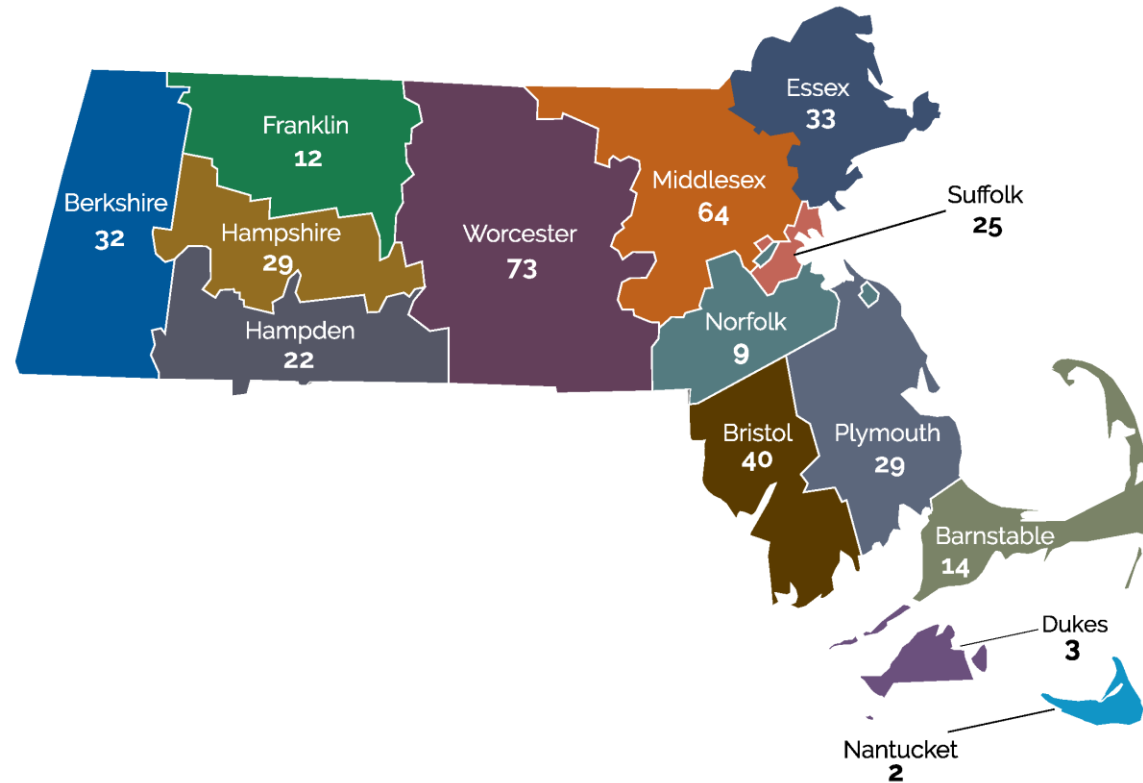
COUNTY	#	+/-
BARNSTABLE	22	0
BERKSHIRE	87	0
BRISTOL	79	1
DUKES	7	0
ESSEX	64	1
FRANKLIN	50	3
HAMPDEN	87	3
HAMPSHIRE	57	2
MIDDLESEX	132	6
NANTUCKET	6	0
NORFOLK	38	1
PLYMOUTH	89	6
SUFFOLK	33	0
WORCESTER	228	11
TOTAL	979	34



Marijuana Retailer Licenses | January 20, 2022

The totals below are the total number of retail licenses by county.

COUNTY	#	+
BARNSTABLE	14	0
BERKSHIRE	32	0
BRISTOL	40	1
DUKES	3	0
ESSEX	33	0
FRANKLIN	12	1
HAMPDEN	22	0
HAMPSHIRE	29	1
MIDDLESEX	64	1
NANTUCKET	2	0
NORFOLK	9	0
PLYMOUTH	29	1
SUFFOLK	25	0
WORCESTER	73	3
TOTAL	387	8

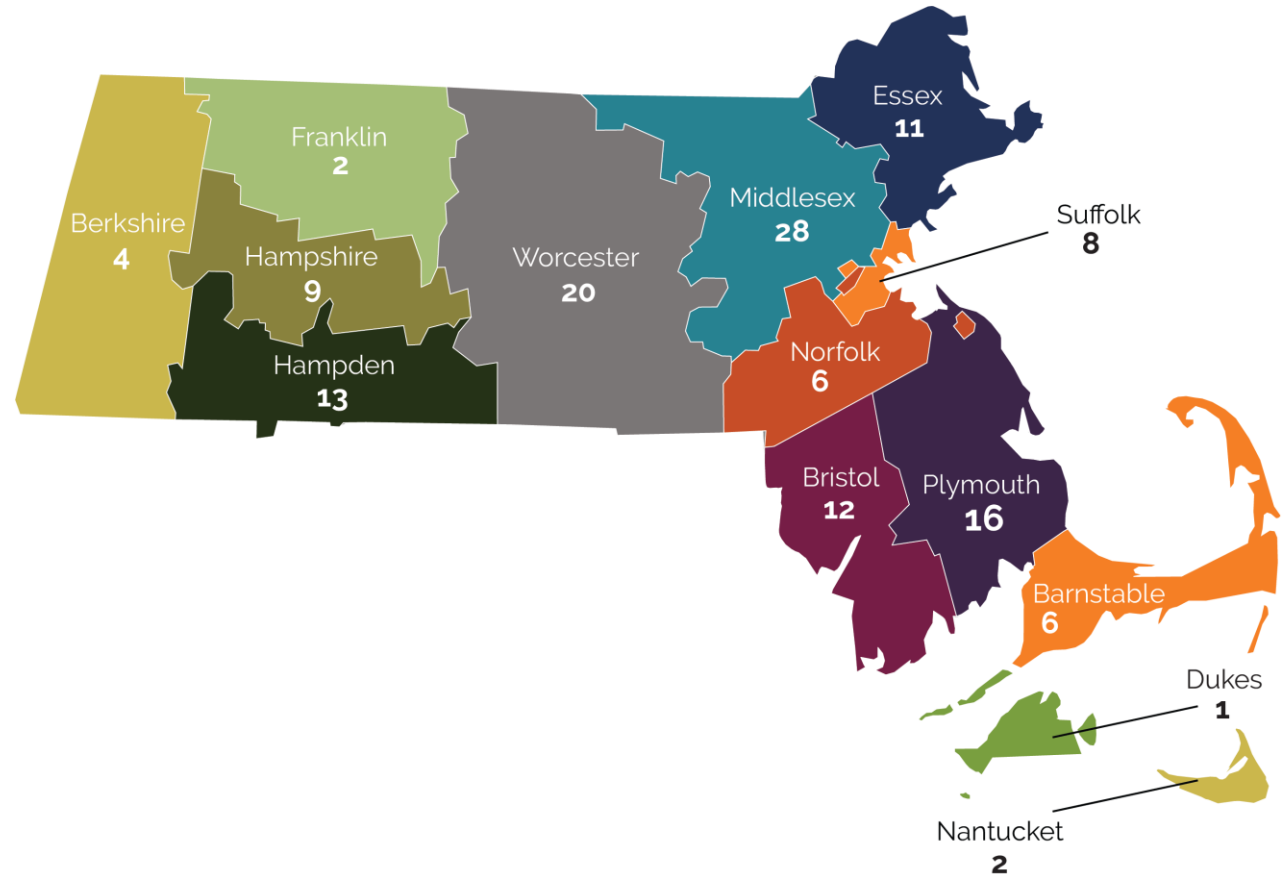


Medical Marijuana Treatment Center Licenses (Dispensing)

January 20, 2022

The totals below are the total number of MTC (Dispensing) licenses by county.

COUNTY	#
BARNSTABLE	6
BERKSHIRE	4
BRISTOL	12
DUKES	1
ESSEX	11
FRANKLIN	2
HAMPDEN	13
HAMPSHIRE	9
MIDDLESEX	28
NANTUCKET	2
NORFOLK	6
PLYMOUTH	16
SUFFOLK	8
WORCESTER	20
TOTAL	138



Adult Use Agent Applications | January 20, 2022

37,153 Total Agent Applications:

185
Total
Pending { 170 Pending Establishment Agents
15 Pending Laboratory Agents

- 1,737 Withdrawn
- 2,112 Incomplete
- 1,861 Expired
- 13,141 Surrendered
- 3 Denied / 1 Revoked
- 18,113 Active

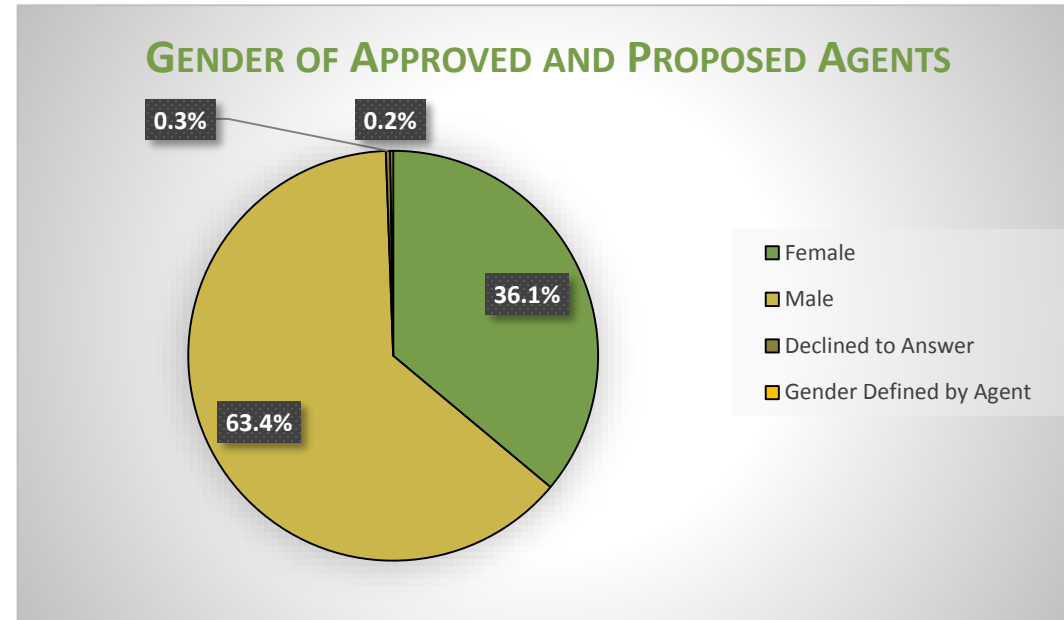
Of 185 Total Pending:

- 50 not yet reviewed
- 128 CCC requested more information
- 7 awaiting third party response
- 0 Review complete; awaiting approval

Agent Applications | January 20, 2022

Demographics of Approved and Pending Marijuana Establishment Agents

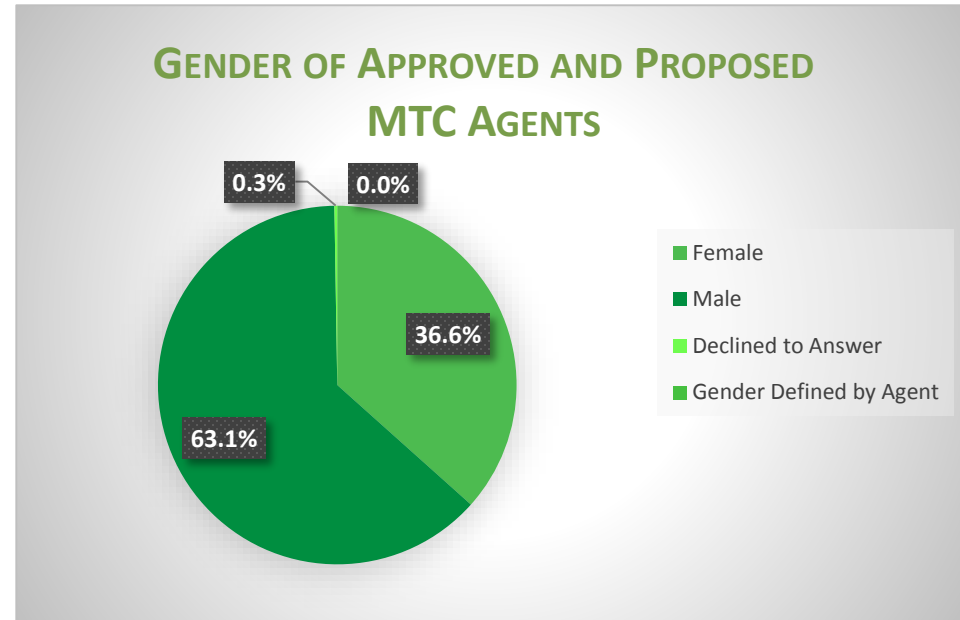
Gender	#	%
Female	6,601	36.1%
Male	11,592	63.4%
Declined to Answer	64	0.3%
Gender Defined by Applicant	41	0.2%
Total	18,298	100.0



Agent Applications | January 20, 2022

Demographics of Approved and Pending Medical Marijuana Treatment Center Agents

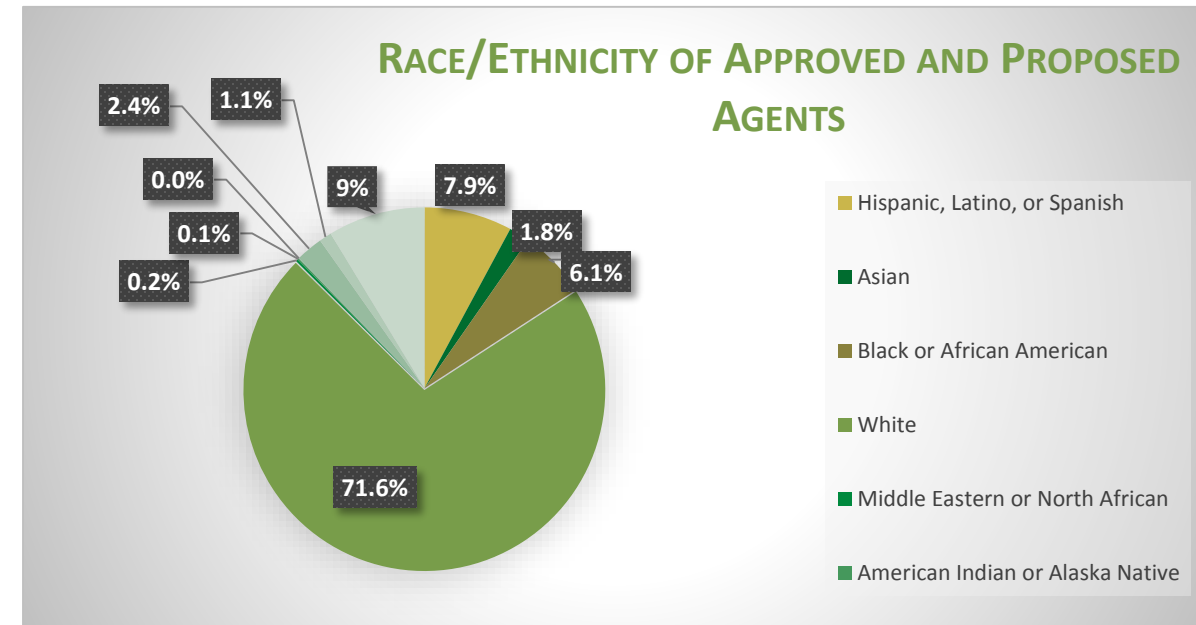
Gender	#	%
Female	3,304	36.6%
Male	5,697	63.1%
Declined to Answer	23	0.3%
Gender Defined by Applicant	0	0%
Total	9,024	100.0%



Agent Applications | January 20, 2022

Demographics of Approved and Pending Agents

Race/Ethnicity	#	%
Hispanic; Latino; Spanish	1,438	7.9%
Asian	335	1.8%
Black; African American	1,122	6.1%
White	13,101	71.6%
Middle Eastern; North African	38	0.2%
American Indian; Alaska Native	22	0.1%
Native Hawaiian; Other Pacific Islander	8	0.0%
Identified as Two or More Ethnicities	443	2.4%
Other Race or Ethnicity	202	1.1%
Declined to Answer	1,589	8.7%
Total	18,298	100%

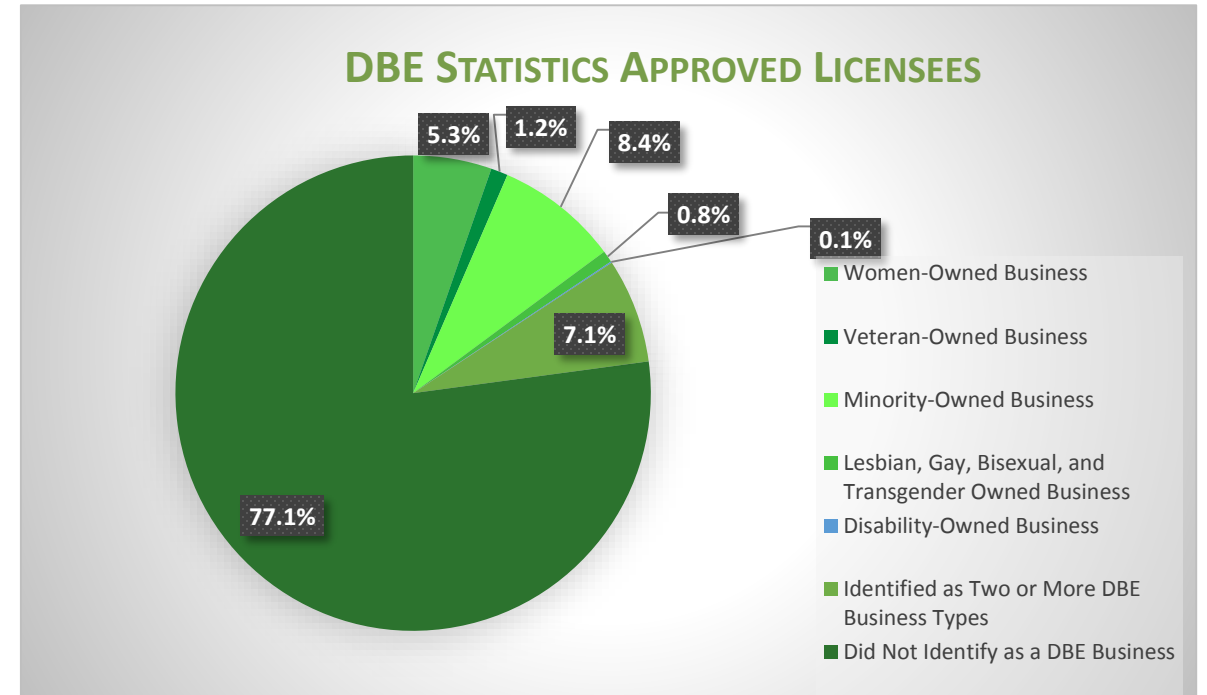


* Additional data available at the end of slide presentation

Licensing Applications | January 20, 2022

Disadvantaged Business Enterprise Statistics for Approved Licensees

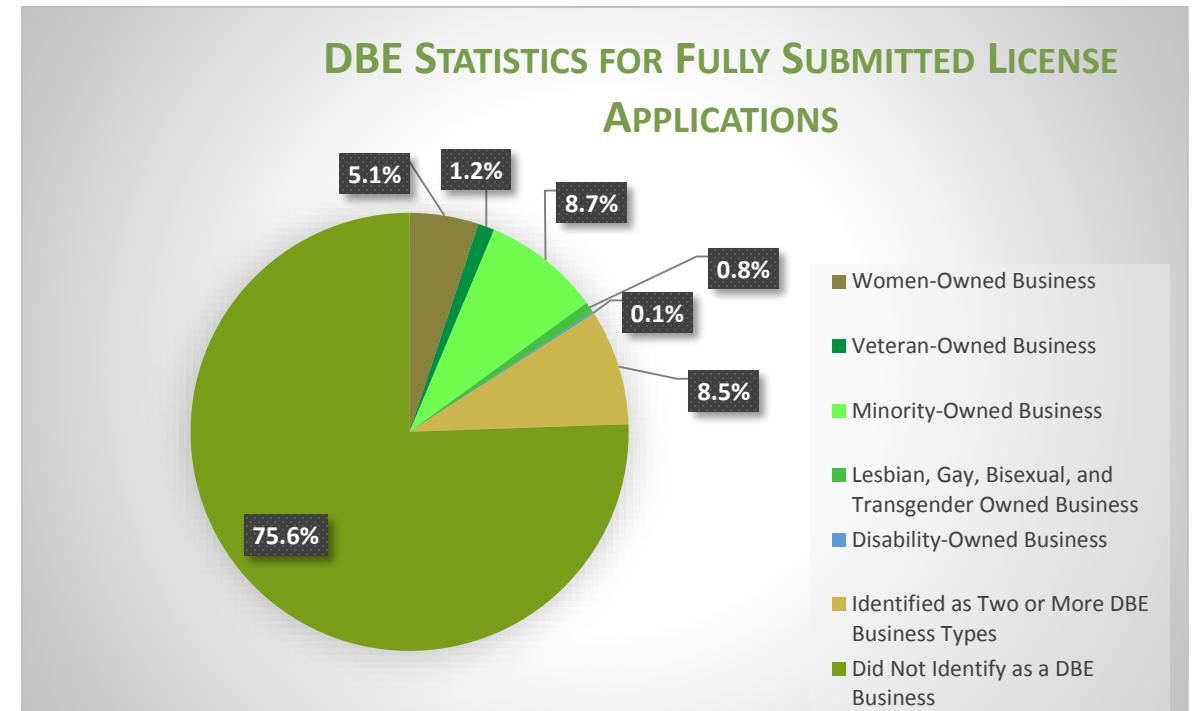
Type	#	% of Group
Women-Owned Business	60	5.3%
Veteran-Owned Business	13	1.2%
Minority-Owned Business	94	8.4%
Lesbian, Gay, Bisexual, and Transgender Owned Business	9	0.8%
Disability-Owned Business	1	0.1%
Identified as Two or More DBE Business Types	80	7.1%
Did Not Identify as a DBE Business	867	77.1%
Total	1,124	100%



Licensing Applications | January 20, 2022

Disadvantaged Business Enterprise (DBE) Statistics for Fully Submitted License Applications

Type	#	% of Group
Women-Owned Business	71	5.1%
Veteran-Owned Business	17	1.2%
Minority-Owned Business	121	8.7%
Lesbian, Gay, Bisexual, and Transgender Owned Business	11	0.8%
Disability-Owned Business	2	0.1%
Identified as Two or More DBE Business Types	119	8.5%
Did Not Identify as a DBE Business	1,054	75.6%
Total	1,395	100%



Medical Use Agent Application | January 20, 2022

MTC Agent Applications	#
Pending MTC Agent Applications	28
Pending Laboratory Agent Applications	0
Incomplete	55
Revoked	14
Denied	31
Surrendered	9,082
Expired	1,477
Active	8,996
Total Agent Applications	19,683