

Cannabis Control Commission

Monthly Public Meeting

July 15, 2021 at 10:00 a.m. via Microsoft Teams Live

Agenda

1. Call to Order
2. **Chairman's Comments and Updates**
3. Minutes for Approval
4. **Executive Director's Report**
5. Executive Director Compensation
6. Staff Recommendations on Changes of Ownership
7. Staff Recommendations on Renewals
8. Staff Recommendations on Final Licenses
9. Staff Recommendations on Provisional Licenses
10. Commission Discussion and Votes
11. New Business that the Chair did not Anticipate at the Time of Posting
12. Next Meeting Date and Adjournment



Executive Director's Report

Highlights from Licensing Data*

- 44 applications awaiting first review
- 30 applications for Commission consideration
- 28 applications awaiting 3rd party responses
- 52 applications awaiting supplemental review
- 95,632 certified active patients

*Additional data available at the end of slide presentation



Licensing Applications | July 15, 2021

The totals below are all license applications received to date.

Type	#
Pending	277
Withdrawn	905
Incomplete (Less than 4 packets submitted)	6,797
Denied	4
Approved: Delivery Pre-Certifications	68
Approved: Delivery Endorsements	2
Approved: Licenses	862
Total	8,915

Licensing Applications | July 15, 2021

The totals below are number of licenses approved by category.

Type	#
Craft Marijuana Cooperative	2
Marijuana Courier Provisional License	8
Independent Testing Laboratory	13
Marijuana Cultivator	262
Marijuana Microbusiness	21
Marijuana Product Manufacturer	196
Marijuana Research Facility	0
Marijuana Retailer	351
Marijuana Third Party Transporter	4
Marijuana Transporter with Other Existing ME License	5
Total	862

* Additional data available at the end of slide presentation

Licensing Applications | July 15, 2021

The totals below are number of licenses approved by stage.

Type	#
Pre-Certified/Delivery Endorsement Microbusiness	69
Provisionally Approved	99
Provisional License	459
Final License	48
Commence Operations	257
Total	932

Provisionally approved means approved by the Commission but has not submitted license fee payment yet – provisional license has not started

Licensing Applications | July 15, 2021

Status	#
Application Submitted: Awaiting Review	44
Application Reviewed: More Information Requested	175
Application Deemed Complete: Awaiting 3 rd Party Responses	28
All Information Received: Awaiting Staff Recommendation	30
Applications Considered by Commission <i>(includes Delivery Pre-Cert)</i>	936
Total	1,213



* Additional data available at the end of slide presentation

Licensing Applications | July 15, 2021

The totals below are distinct license numbers that have submitted all required packets.

The 1,213 applications represent 682 separate entities

Type	#
MTC Priority	257
Economic Empowerment Priority	81
Expedited Review	367
General Applicant	508
Total	1,213

Expedited Applications	
Expedited: License Type	56
Expedited: Social Equity Participant	132
Expedited: Disadvantaged Business Enterprise	131
Expedited: Two or More Categories	48
Total	367

Licensing Applications | July 15, 2021

Of 932 applications approved by the Commission, the following applications have Economic Empowerment Priority Review, Social Equity Program Participant, and/or Disadvantaged Business Enterprise status. Please note, applicants may hold one or more statuses.

Type	Economic Empowerment	Social Equity Program	Disadvantaged Business Enterprise
Pre-Certified/Delivery Endorsed Microbusiness	21	52	7
Provisionally Approved	7	12	27
Provisional License	19	32	76
Final License	0	1	6
Commence Operations	5	7	17
Total	52 (5.5%)	104 (11.1%)	133 (14.2%)

* Additional data available at the end of slide presentation

Licensing Applications | July 15, 2021

TYPE	PENDING APPLICATION	PRE-CERTIFIED/ ENDORSEMENT	INITIAL LICENSE DENIED	PROVISIONALLY APPROVED	PROVISIONAL LICENSE	FINAL LICENSE	COMMENCE OPERATION	T O T A L
Craft Marijuana Cooperative	3	-	0	1	1	0	0	5
Marijuana Courier Provisional License	0	-	0	0	0	0	2	2
Marijuana Courier Pre-Certification	36	65	0	0	6	0	0	110
Independent Testing Laboratory	6	-	0	2	7	0	4	19
Marijuana Cultivator	72	-	2	30	155	28	49	336
Marijuana Delivery Operator Provisional License	0	-	0	0	0	0	0	0
Marijuana Delivery Operator Pre-Certification	20	0	0	0	0	0	0	20
Marijuana Microbusiness	5	-	0	5	12	0	4	26
Marijuana Product Manufacturer	50	-	1	26	112	12	46	247
Marijuana Research Facility	7	-	0	0	0	0	0	7
Marijuana Retailer	72	-	1	33	164	8	146	424
Marijuana Transporter with Other Existing ME License	2	-	0	2	1	0	2	7
Microbusiness Delivery	0	1	0	0	0	0	1	2
Third Party Transporter	4	-	0	0	1	0	3	8
Total	277	69	4	99	459	48	257	1,213

MMJ Licensing and Registration Data | July 15, 2021

*The numbers below are a snapshot of the program
for the month of June.*

MTC Licenses	#
Provisional	51
Final	6
Commence Operations	83
License Expired	37
Total	177

MMJ Program	#
Certified Patients	101,588
Certified Active Patients	95,632
Active Caregivers	8,210
Registered Certifying Physicians	280
Registered Certifying Nurse Practitioners	95
Ounces Sold	76,118

Commission Updates

- First marijuana couriers have been approved to commence operations:
 - We Can Deliver, LLC (Athol)
 - Faded, LLC dba Your Green Package (Bellingham)
- Commission has pre-certified 13 delivery operator applications
 - Note: the 3-year exclusivity period has not begun, as it is tied to the first delivery operator commencing operations, not marijuana courier.



Commission Updates

- The Commission has received **178** applications for Cohort 3 of the Social Equity Program
 - Application window open through Friday, September 17th.
 - Applications will be reviewed on a rolling basis through then, and once accepted, benefits (including access to exclusive license types) accrue immediately.



Commission Updates

- The Legislature has enacted the FY22 Budget and sent it to the Governor for his consideration.
 - 1070-0840 | Commission Operations | \$12,420,669
 - 1070-0842 | Medical Use of Marijuana Program | \$2,797,208
 - Absent public awareness campaign, fully funded at FY22 request.



Hiring Update

Director of Equity Programming and Community Outreach

- Onboarded June 28th

Investigators

Licensing Specialists

Executive Assistant

Receptionist / Office Manager

- Final candidates in-process



Hiring Update (ctd.)

Program Coordinator – Community Outreach

Associate Enforcement Counsel

Research Analyst

- Screening and interview stage


Constituent Services Associate

- Posting closed July 14





The Commission is in
Executive Session and will
reconvene



Staff Recommendations on Licensure



Recommendations: Changes of Ownership

- a. Baked Bean, LLC
- b. Berkley Botanicals, LLC
- c. Cultivate Cultivation, LLC
- d. Cultivate Leicester, Inc.
- e. Four Score Holdings, LLC
- f. New England Treatment Access, LLC
- g. QPS Massachusetts Holdings LLC



Staff Recommendations: Renewals

- a. G7 Lab LLC (#ILR267894)
- b. Atlantic Farms, LLC (#MCR140014)
- c. Atlas Marketplace & Delivery, LLC (#MTR263100)
- d. Boston Bud Factory Inc. (#MPR243629)
- e. Boston Bud Factory Inc. (#MRR205774)
- f. CommCan, Inc. (#MRR205788)
- g. CommCan, Inc. (#MRR205801)
- h. Commonwealth Farm 1761, Inc. (#MCR140024)
- i. Commonwealth Farm 1761, Inc. (#MPR243633)
- j. Green Leaf Health, Inc. (#MRR205750)
- k. Green Theory Cultivation, LLC (#MCR140042)
- l. Green Theory Cultivation, LLC (#MPR243643)
- m. Hemp Holistics, LLC (#MBR169270)
- n. Hudson Growers Alliance, LLC (#MCR140011)
- o. I.N.S.A., Inc. (#MRR205775)
- p. LC Square, LLC (#MCR140020)
- q. MedMen Boston, LLC (#MRR205780)
- r. Mission MA, Inc. (#MCR140041)
- s. Mission MA, Inc. (#MRR205779)
- t. Royalston Farm LLC (#MPR243607)
- u. Sira Naturals, Inc. (#MCR140012)
- v. Southcoast Apothecary, LLC (#MRR205764)
- w. Stafford Green, Inc. (#MCR140044)
- x. The Haven Center, Inc. (#MRR205769)
- y. Theory Wellness Inc. (#MRR205781)
- z. Tigertown LLC (#MRR205776)
- aa. Wellman Farm, Inc (#MPR243632)

Staff Recommendations: Renewals

- bb. Berkshire Roots, Inc. (#RMD505)
- cc. Bountiful Farms, Inc. (#RMD1485)
- dd. Commcan, Inc. (#RMD565)
- ee. Commcan, Inc., Vertically Integrated Medical Marijuana Treatment Center
- ff. Commcan, Inc. (#RMD1445)
- gg. Commonwealth Alternative Care, Inc., Vertically Integrated Medical Marijuana Treatment Center
- hh. Commonwealth Alternative Care, Inc. (#RMD785)
- ii. Four Daughters Compassionate Care, Inc., Vertically Integrated Medical Marijuana Treatment Center
- jj. Heka, Inc. (#RMD1385)
- kk. Liberty Compassion, Inc. (#RMD1586)
- ll. Northeast Alternatives, Inc. (#RMD745)
- mm. NS AJO Holdings, Inc. (#RMD1546)
- nn. Sanctuary Medicinals, Inc. (#RMD1127)
- oo. Wellness Connections of MA, Inc., Vertically Integrated Medical Marijuana Treatment Center



Staff Recommendations: Final Licenses

- a. ATOZ Laboratories, Inc. (#IL281335), Independent Testing Laboratory
- b. Debilitating Medical Condition Treatment Centers, Inc. (#MC283056), Cultivation, Tier 10 / Outdoor
- c. FFD Enterprises MA, Inc. (#MC282347), Cultivation, Tier 1 / Indoor
- d. FFD Enterprises MA, Inc. (#MP281747), Product Manufacturer
- e. FFD Enterprises MA, Inc. (#MR282947), Retail
- f. Good Chemistry Nurseries of Massachusetts, Inc. (#MC282540), Cultivation, Tier 3 / Indoor
- g. Good Chemistry Nurseries of Massachusetts, Inc. (#MP281816), Product Manufacturer
- h. Heka, Inc. (#MC282248), Cultivation, Tier 4 / Indoor
- i. Heka, Inc. (#MP281736), Product Manufacturer
- j. Heka, Inc. (#MR282770), Retail





Staff Recommendations: Final Licenses

- k. JOLO CAN LLC (#MP281369), Product Manufacturer
- l. JOLO CAN LLC (#MR281308), Retail
- m. Major Bloom, LLC (#MP281879), Product Manufacturer
- n. Major Bloom, LLC (#MR283033), Retail
- o. Mission MA, Inc. (#MR282028), Retail
- p. Nature's Alternative, Inc. (#MR283325), Retail**
- q. Patient Centric of Martha's Vineyard, Ltd. (#MR283035), Retail
- r. Patriot Care Corp. (#MR281284), Retail
- s. ProVerde Laboratories, Inc. (#IL281279), Independent Testing Laboratory
- t. RC Retail Amherst LLC (#MR282975), Retail
- u. Regenerative LLC (#MC282958), Cultivation, Tier 8 / Outdoor
- v. ReLeaf Alternative, Inc. (#MR283153), Retail





Staff Recommendations: Final Licenses

- w. River Valley Growers, Inc. (#MC283296), Cultivation, Tier 11 / Outdoor
- x. Salty Farmers, LLC (#MR282640), Retail
- y. Temple Hill Collective, Inc. (#MP281383), Product Manufacturer
- z. Terpene Journey, LLC (#MR281612), Retail
- aa. The Blue Jay Botanicals, Inc. (#MR282243), Retail
- bb. Tigertown, LLC (#MR282818), Retail
- cc. Z&T Inc. (#MR283213), Retail
- dd. Good Chemistry of Massachusetts, Inc. (#MTC3601), Vertically Integrated Medical Marijuana Treatment Center
- ee. Heka, Inc. (#MTC1385), Vertically Integrated Medical Marijuana Treatment Center



Staff Recommendations: Provisional Licenses

- a. Berkshire Welco Cultivation, LLC (#MCN283155), Cultivation, Tier 4 / Outdoor
- b. Berkshire Welco Lab & Manufacturing, LLC (#MPN282043), Product Manufacturer
- c. Canna Provisions, Inc. (#MPN281964), Product Manufacturer
- d. Canna Select Holdings, LLC (#MCN283451), Cultivation, Tier 3 / Indoor
- e. CURE Pack MA, LLC (#MPN282005), Product Manufacturer
- f. Green Highland, LLC (#MCN283173), Cultivation, Tier 3 / Indoor
- g. Green Highland, LLC (#MPN281975), Product Manufacturer
- h. Green Highland, LLC (#MRN283775), Retail
- i. Ideal Craft Cannabis, Inc. (#MRN284151), Retail
- j. JimBuddys Rec Shop, Inc. (#MRN281301), Retail
- k. Low Key, LLC (#MRN283332), Retail
- l. Major Bloom, LLC (#DOA100119), Marijuana Courier
- m. Massbiotics, Inc. (#MPN282017), Product Manufacturer
- n. Mint Retail Facilities, LLC (#MRN283295), Retail
- o. Not Grampa's Tobacco, Inc. (#MRN281700), Retail**
- p. Ocean Breeze Cultivators, LLC (#MRN283656), Retail
- q. Pleasantrees, Inc. (#MRN282036), Retail
- r. PR MA, LLC (#MRN282631), Retail
- s. Rhythm of Life Cannabis, LLC (#MCN283475), Cultivation, Tier 1 / Indoor
- t. Rhythm of Life Cannabis, LLC (#MPN282066), Product Manufacturer
- u. Riverside Cannabis, LLC (#MCN283481), Cultivation, Tier 2 / Indoor
- v. Sira Naturals, Inc. (#MCN283066), Cultivation, Tier 8 / Indoor
- w. Sira Naturals, Inc. (#MPN281613), Product Manufacturer
- x. Sira Naturals, Inc. (#MRN282672), Retail
- y. Sira Naturals, Inc. (#MRN283886), Retail
- z. Smithers AMS, LLC (#ILN281355), Independent Testing Laboratory
- aa. Sun Drops, LLC (#MPN282053), Product Manufacturer
- bb. Toy Town Project, LLC (#MRN281782), Retail
- cc. Trifecta Farms Corp (#MCN283350), Cultivation, Tier 2 / Indoor
- dd. Trifecta Farms Corp (#MPN282030), Product Manufacturer

Commission Discussion & Votes



Commission Discussion & Votes

- Agent Registration Guidance
- Responsible Vendor Training Guidance





Upcoming Meetings & Adjournment

Upcoming Meetings and Important Dates

Next Meeting Date:
Thursday, August 12

- Monthly Public Meeting
- Remote via Teams
- 10:00 AM



2021 Public Meeting Schedule

Public Meeting dates are tentative and subject to change

September 16

November 18

October 14

December 16



Additional Licensing Data

Licensing Applications | July 15, 2021

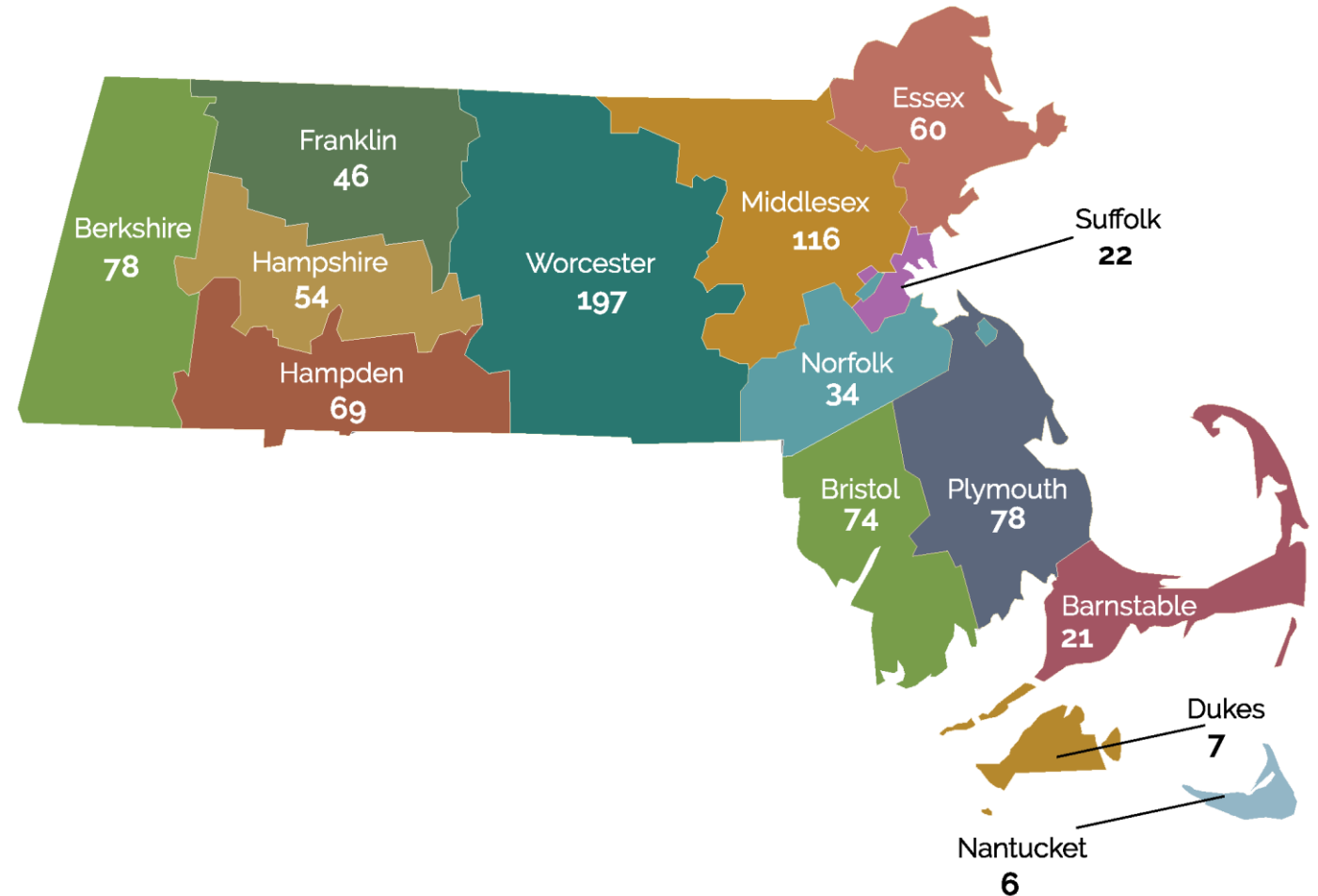
The totals below are applications that have submitted all four packets and are pending review.

Type	#
Craft Marijuana Cooperative	3
Delivery-Only Provisional Licensure (Part 2)	7
Delivery-Only Pre-Certification (Part 1)	13
Independent Testing Laboratory	6
Marijuana Cultivator	69
Marijuana Delivery Operator Provisional License (Part 2)	0
Marijuana Delivery Operator Pre-Certification (Part 1)	36
Marijuana Microbusiness	7
Marijuana Product Manufacturer	49
Marijuana Research Facility	7
Marijuana Retailer	72
Marijuana Third Party Transporter	2
Microbusiness Delivery Endorsement	2
Marijuana Transporter with Other Existing ME License	4
Total	277

Licensing Applications | July 15, 2021

The totals below are the total number of licenses by county.

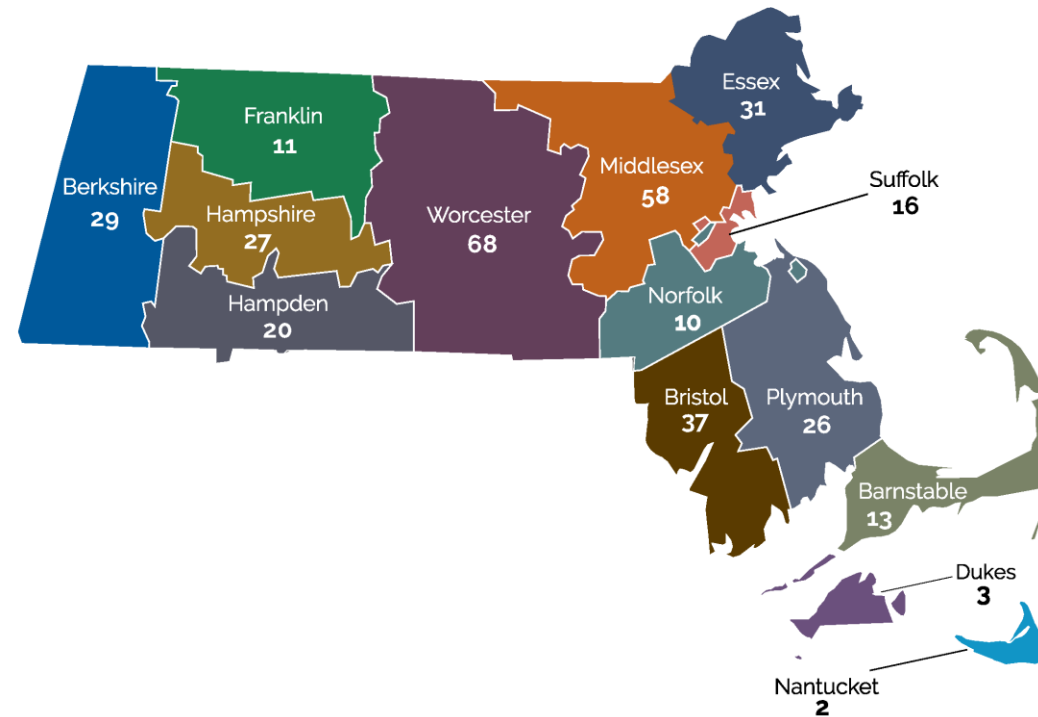
COUNTY	#	+/-
BARNSTABLE	21	+1
BERKSHIRE	78	+3
BRISTOL	74	+3
DUKES	7	
ESSEX	60	
FRANKLIN	46	+3
HAMPDEN	69	+6
HAMPSHIRE	54	+3
MIDDLESEX	116	+9
NANTUCKET	6	
NORFOLK	34	
PLYMOUTH	78	+1
SUFFOLK	22	+1
WORCESTER	197	+3
TOTAL	862	+33



Licensing Applications | July 15, 2021

The totals below are the total number of retail licenses by county.

COUNTY	#	+/-
BARNSTABLE	13	
BERKSHIRE	29	
BRISTOL	37	+2
DUKES	3	
ESSEX	31	
FRANKLIN	11	
HAMPDEN	20	
HAMPSHIRE	27	+1
MIDDLESEX	58	+5
NANTUCKET	2	
NORFOLK	10	
PLYMOUTH	26	
SUFFOLK	16	+1
WORCESTER	68	+1
TOTAL	351	10



Adult Use Agent Applications | July 15, 2021

28,253 Total Agent Applications:

168
Total
Pending { 258 Pending Establishment Agents
10 Pending Laboratory Agents

- 1,320 Withdrawn
- 1,900 Incomplete
- 980 Expired
- 8,848 Surrendered
- 2 Denied
- 14,935 Active

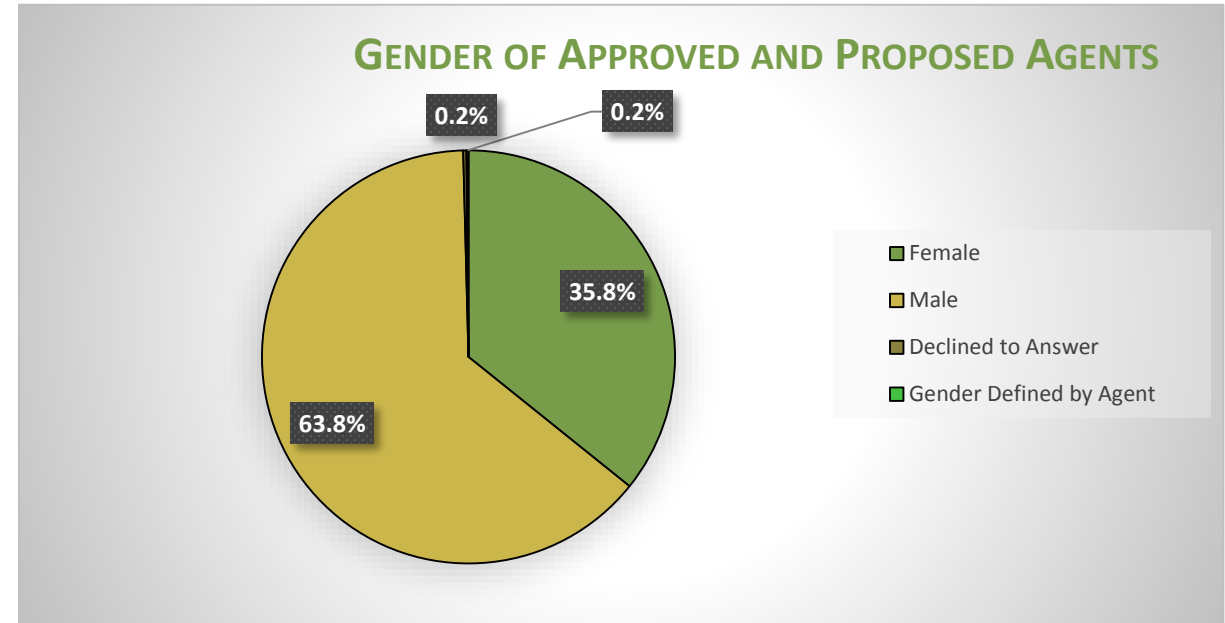
Of 168 Total Pending:

- 11 not yet reviewed
- 148 CCC requested more information
- 9 awaiting third party response
- 0 Review complete; awaiting approval

Agent Applications | July 15, 2021

Demographics of Approved and Pending Marijuana Establishment Agents

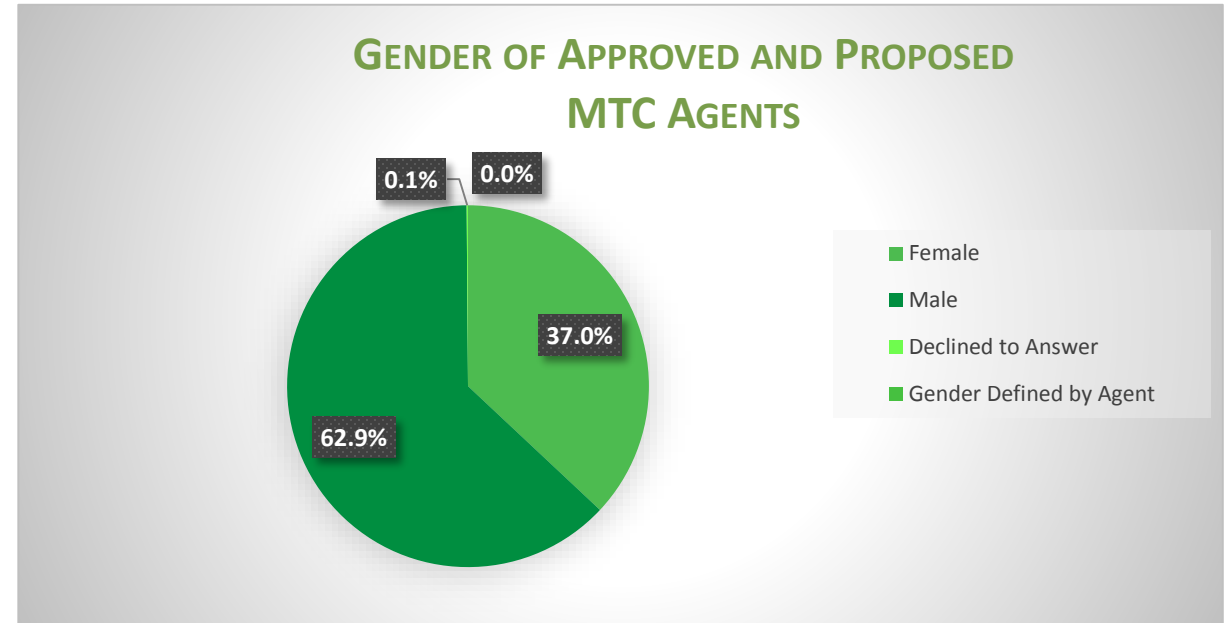
Gender	#	%
Female	5,438	35.8%
Male	9,703	63.8%
Declined to Answer	38	0.2%
Gender Defined by Applicant	24	0.2%
Total	15,203	100%



Agent Applications | July 15, 2021

Demographics of Approved and Pending Medical Marijuana Treatment Center Agents

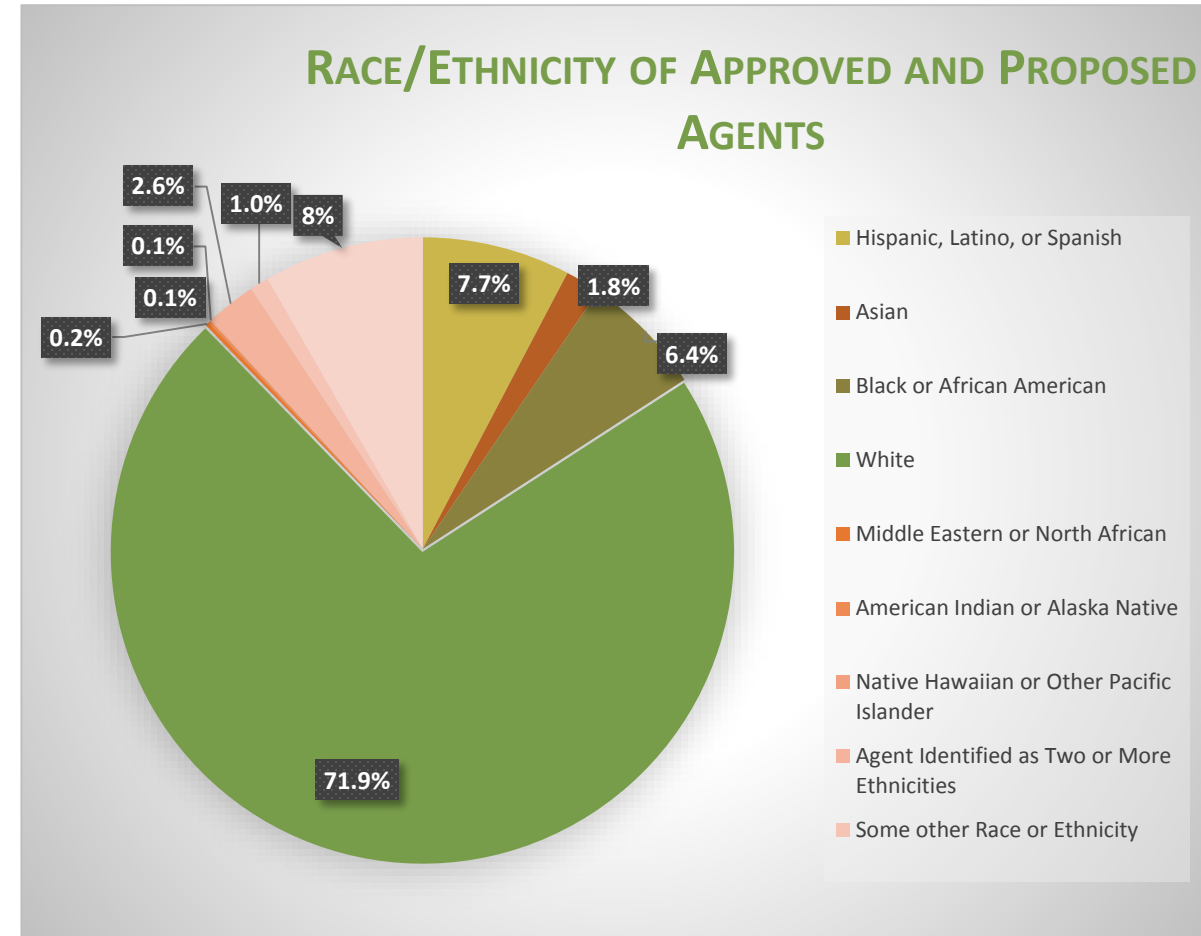
Gender	#	%
Female	3,002	37%
Male	5,104	62.9%
Declined to Answer	10	0.1%
Gender Defined by Applicant	0	0%
Total	8,116	100%



Agent Applications | July 15, 2021

Demographics of Approved and Pending Agents

Race/Ethnicity	#	%
Hispanic; Latino; Spanish	1,169	7.7%
Asian	276	1.8%
Black; African American	967	6.4%
White	10,927	71.9%
Middle Eastern; North African	32	0.2%
American Indian; Alaska Native	19	0.1%
Native Hawaiian; Other Pacific Islander	8	0.1%
Identified as Two or More Ethnicities	394	2.6%
Other Race or Ethnicity	148	1%
Declined to Answer	1,263	8.3%
Total	15,203	100%

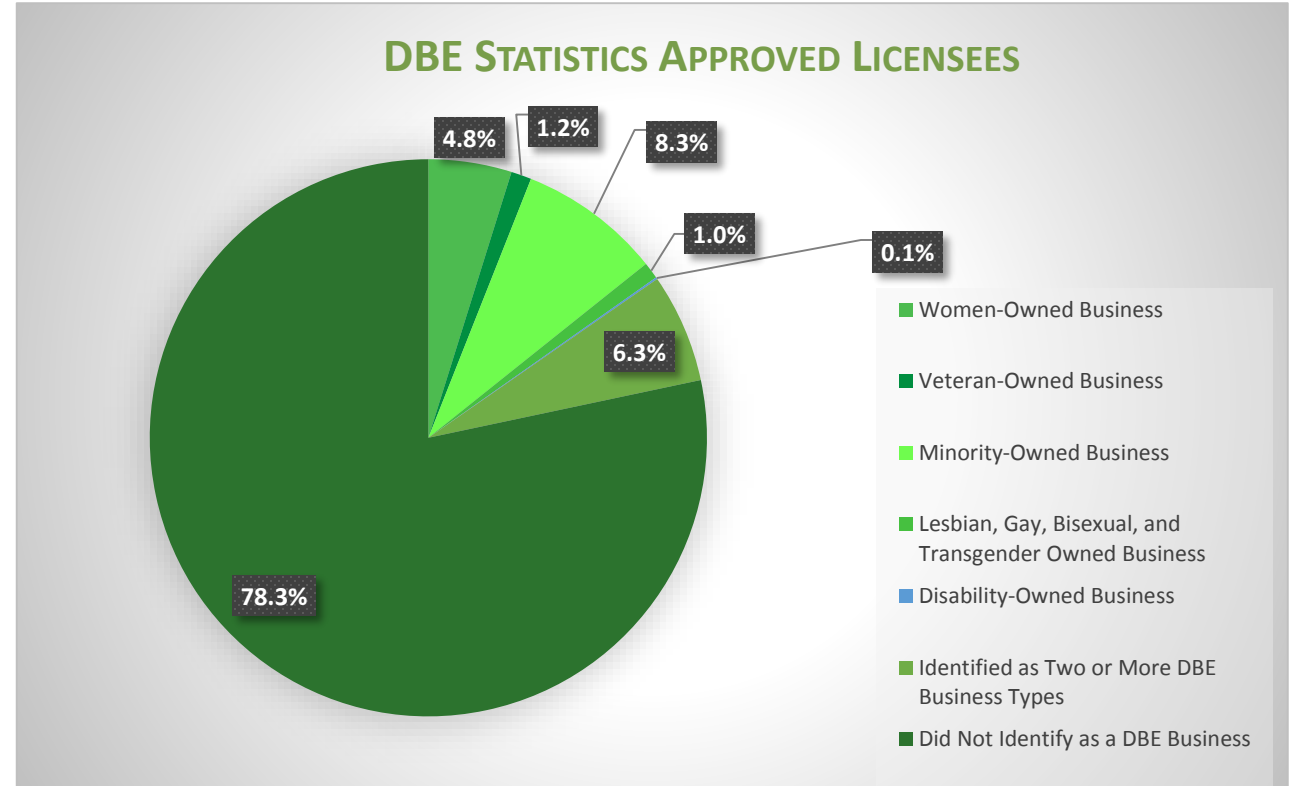


* Additional data available at the end of slide presentation

Licensing Applications | July 15, 2021

Disadvantaged Business Enterprise Statistics for Approved Licensees

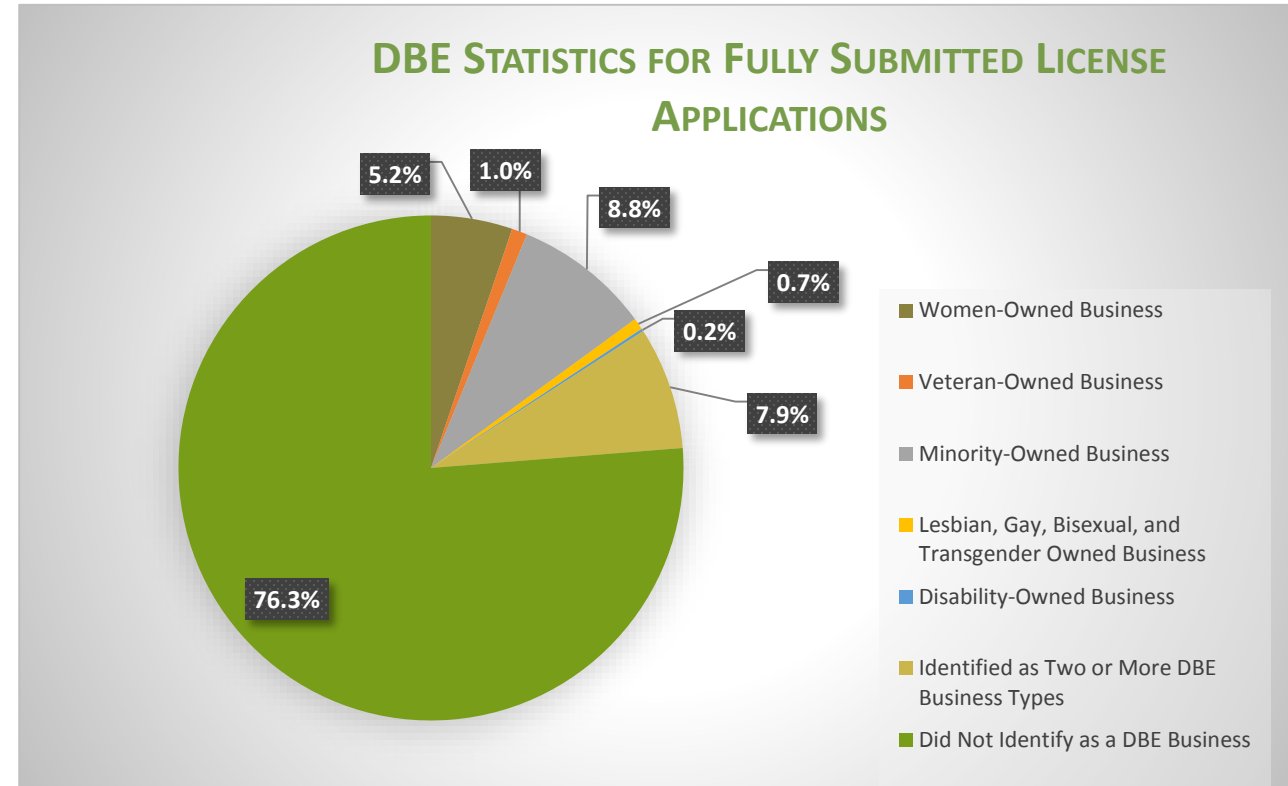
Type	#	% of Group
Women-Owned Business	45	4.8%
Veteran-Owned Business	11	1.2%
Minority-Owned Business	77	8.3%
Lesbian, Gay, Bisexual, and Transgender Owned Business	9	1%
Disability-Owned Business	1	0.1%
Identified as Two or More DBE Business Types	59	6.3%
Did Not Identify as a DBE Business	730	78.3%
Total	932	100%



Licensing Applications | July 15, 2021

Disadvantaged Business Enterprise (DBE) Statistics for Fully Submitted License Applications

Type	#	% of Group
Women-Owned Business	63	5.2%
Veteran-Owned Business	12	1%
Minority-Owned Business	106	8.8%
Lesbian, Gay, Bisexual, and Transgender Owned Business	9	0.7%
Disability-Owned Business	2	0.2%
Identified as Two or More DBE Business Types	95	7.9%
Did Not Identify as a DBE Business	922	76.3%
Total	1,209	100%



* Additional data available at the end of slide presentation

Medical Use Agent Application | July 15, 2021

MTC Agent Applications	#
Pending MTC Agent Applications	44
Pending Laboratory Agent Applications	0
Incomplete	45
Revoked	4
Denied	31
Surrendered	7,034
Expired	1,138
Active	8,072
Total Agent Applications	16,368