

CANNABIS CONTROL COMMISSION
Public Meeting

August 8, 2019

12:00PM

Department of Transportation
10 Park Plaza
Boston, MA 02116

Agenda

- 1) Call to Order
- 2) Chairman's Comments & Updates
- 3) Executive Director's Report
- 4) Staff Recommendations on Renewals
 - a. Pharmacannis Massachusetts, Inc. (#MRR205523), Retail Renewal
 - b. M3 Ventures, Inc. (#MCR139824), Cultivation Renewal
 - c. M3 Ventures, Inc. (#MPR243481), Product Manufacturing Renewal
 - d. M3 Ventures, Inc. (#MRR205527), Retail Renewal
 - e. I.N.S.A, Inc. (#MCR139827), Cultivation Renewal
 - f. I.N.S.A, Inc. (#MRR205535), Retail Renewal
 - g. I.N.S.A, Inc. (#MPR243482), Product Manufacturing Renewal
 - h. Alternative Therapies Group, Inc. (#MRR205528) Retail Renewal
- 5) Staff Recommendations on Change of Location
 - a. Canna Provisions, Inc. (#MR281778), Retail
- 6) Staff Recommendations on Final Licenses
 - a. 253 Organic, LLC. (#MR281245), Retail
 - b. Solar Therapeutics, Inc. (#MR281817), Retail

Agenda Continued

- 7) Staff Recommendations on Provisional License Applications
 - a. Berkshire Roots, Inc. (#MRN281845), Retail
 - b. Ipswich Pharmaceutical Associates, Inc. (#MRN281571), Retail
 - c. New England Cannabis Corporation, Inc. (#MCN281251), Cultivation – Tier 4/Indoor
 - d. New England Cannabis Corporation, Inc. (#MPN281466), Product Manufacturing
- 8) Enforcement Actions and Change of Ownership Applications
 - a. M3 Ventures, Inc.
 - b. Curaleaf Massachusetts, Inc.
- 9) Commission Discussion and Votes
 - a. Responsible Vendor Training Guidance
 - b. Update on Renewal Guidance
- 10) New Business that the Chairman did not anticipate at time of posting
- 11) Next Meeting Date

Licensing Applications | August 8, 2019

The totals below are applications that have submitted all four packets and are pending review.

Type	#
Craft Marijuana Cooperative	2
Independent Testing Laboratory	3
Marijuana Cultivator	93
Marijuana Microbusiness	9
Marijuana Product Manufacturer	73
Marijuana Research Facility	5
Marijuana Retailer	123
Marijuana Transporter with Other Existing ME License	1
Third Party Transporter	2
Total	311

Licensing Applications | August 8, 2019

The totals below are all license application received to date.

Type	#
Pending (All 4 packets submitted)	311
Withdrawn	329
Incomplete (Less than 4 packets submitted)	3,137
Denied	4
Approved	185
Total	3,966

Licensing Applications | August 8, 2019

The totals below are number of licenses approved by category.

Type	#
Craft Marijuana Cooperative	0
Independent Testing Laboratory	3
Marijuana Cultivator	56
Marijuana Microbusiness	4
Marijuana Product Manufacturer	48
Marijuana Research Facility	0
Marijuana Retailer	71
Marijuana Transporter with Other Existing ME License	1
Marijuana Third Party Transporter	2
Total	185

Licensing Applications | August 8, 2019

The totals below are number of licenses approved by stage.

Type	#
Provisionally Approved	9
Provisional License	99
Final License	20
Commence Operations	57
Total	185

Provisionally approved means approved by the Commission but has not submitted license fee payment yet – provisional license has not started

Licensing Applications | August 8, 2019

The totals below are distinct license numbers that have submitted all required packets.

The 500 applications represent 265 separate entities

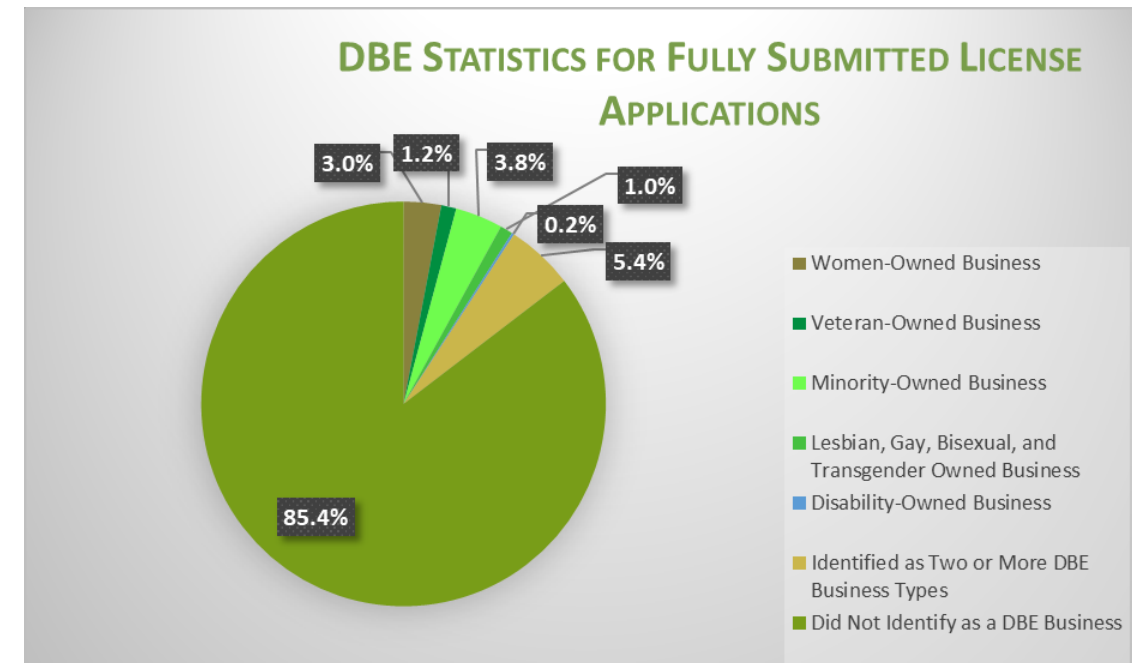
Type	#
RMD Priority	204
Economic Empowerment Priority	11
General Applicant	285
Total	500

Licensing Applications | August 8, 2019

Disadvantaged Business Enterprise (DBE) Statistics

The totals below are distinct license numbers that have submitted all required packets.

Type	#	% of Group
Women-Owned Business	15	3.0
Veteran-Owned Business	6	1.2
Minority-Owned Business	19	3.8
Lesbian Gay, Bisexual, and Transgender Owned Business	5	1.0
Disability-Owned Business	1	0.2
Identified as Two or More DBE Business Types	27	5.4
Did Not Identify as a DBE Business	427	85.4
Total	500	100.0



Licensing Applications | August 8, 2019

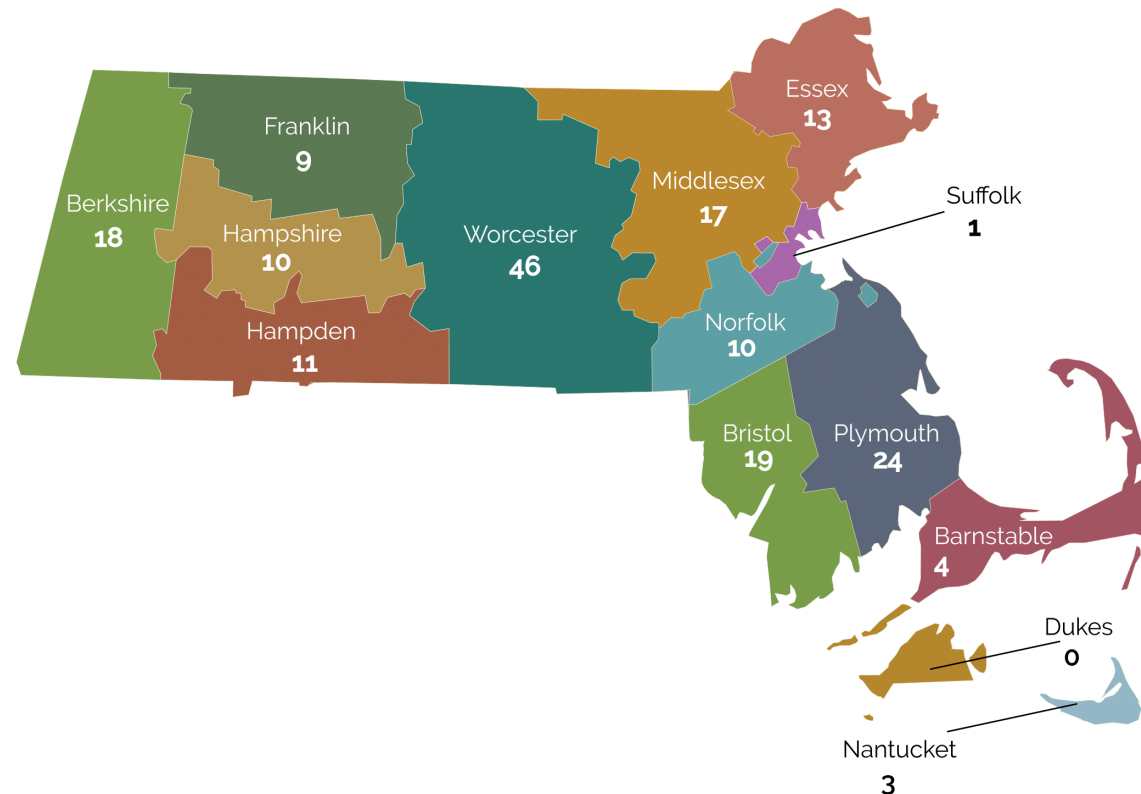
Status	#
Application Submitted: Awaiting Review	185
Application Reviewed: More Information Requested	89
Application Deemed Complete: Awaiting 3 rd Party Responses	33
All Information Received: Awaiting Staff Recommendation	4
Applications Considered by Commission	189
Total	500



Licensing Applications | August 8, 2019

The totals below are the total number of licenses by county.

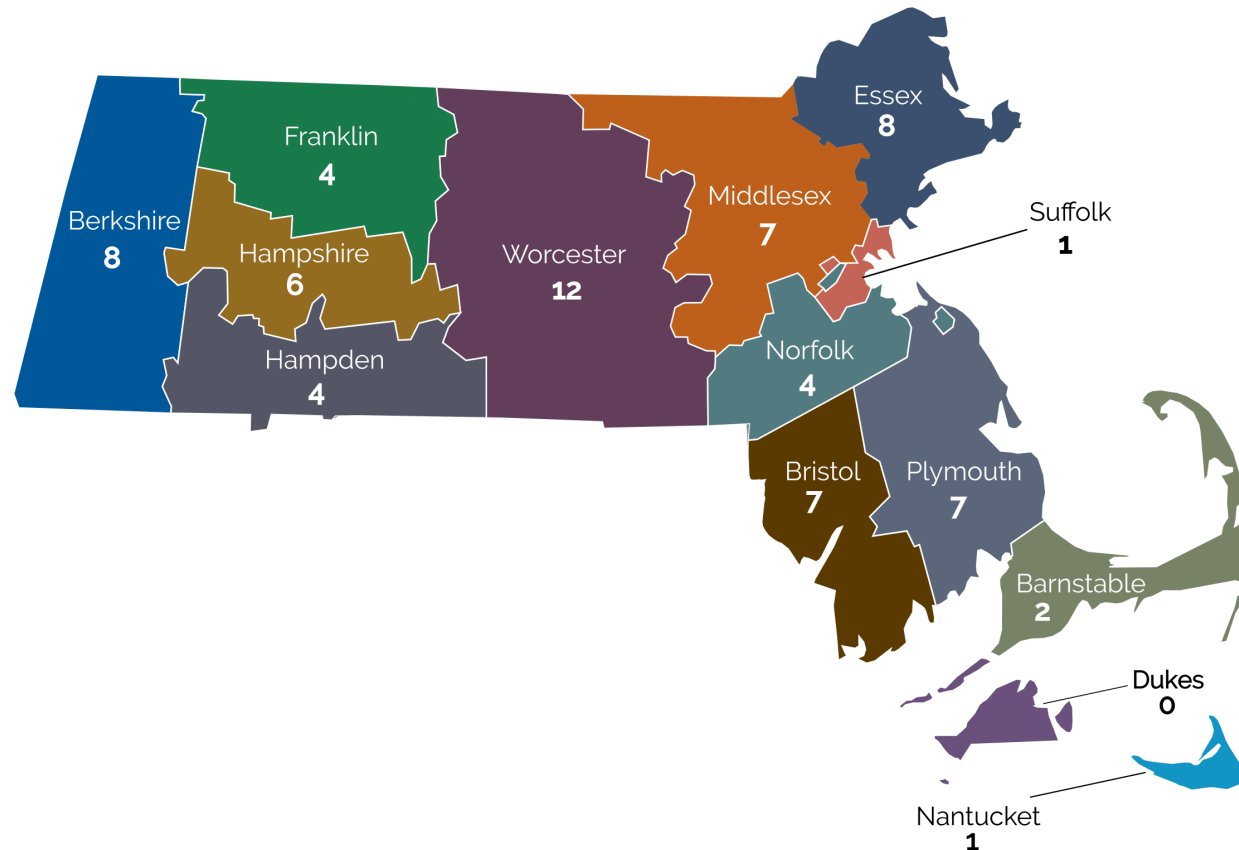
County	+/-
Barnstable	
Berkshire	+2
Bristol	
Dukes	
Essex	
Franklin	+1
Hampden	
Hampshire	
Middlesex	
Nantucket	
Norfolk	
Plymouth	+3
Suffolk	+1
Worcester	
Total	+7



Retail Applications | August 8, 2019

The totals below are the total number of retail licenses by county.

County	+/-
Barnstable	
Berkshire	+1
Bristol	
Dukes	
Essex	
Franklin	
Hampden	
Hampshire	
Middlesex	
Nantucket	
Norfolk	
Plymouth	+1
Suffolk	+1
Worcester	
Total	+3



Licensing Applications | August 8, 2019

TYPE	PENDING APPLICATION	INITIAL LICENSE DENIED	PROVISIONAL LY APPROVED	PROVISIONAL LICENSE	FINAL LICENSE	COMMENCE OPERATION	TOTAL
Craft Marijuana Cooperative	2	0	0	0	0	0	2
Independent Testing Laboratory	3	0	0	1	0	2	6
Marijuana Cultivator	93	2	3	29	8	16	151
Marijuana Microbusiness	9	0	1	2	1	0	13
Marijuana Product Manufacturer	73	1	2	25	6	15	122
Marijuana Research Facility	5	0	0	0	0	0	5
Marijuana Retailer	123	1	3	41	5	22	195
Marijuana Transporter with Other Existing ME License	1	0	0	0	0	2	3
Third Party Transporter	2	0	0	1	0	0	3
Total	311	4	9	99	20	57	500

Adult Use Agent Applications | August 8, 2019

7,009 Total Agent Applications:

- 181
Total
- 174 Pending Establishment Agents
 - 7 Pending Laboratory Agents
 - 386 Withdrawn
 - 875 Incomplete
 - 565 Surrendered
 - 5,002 Active

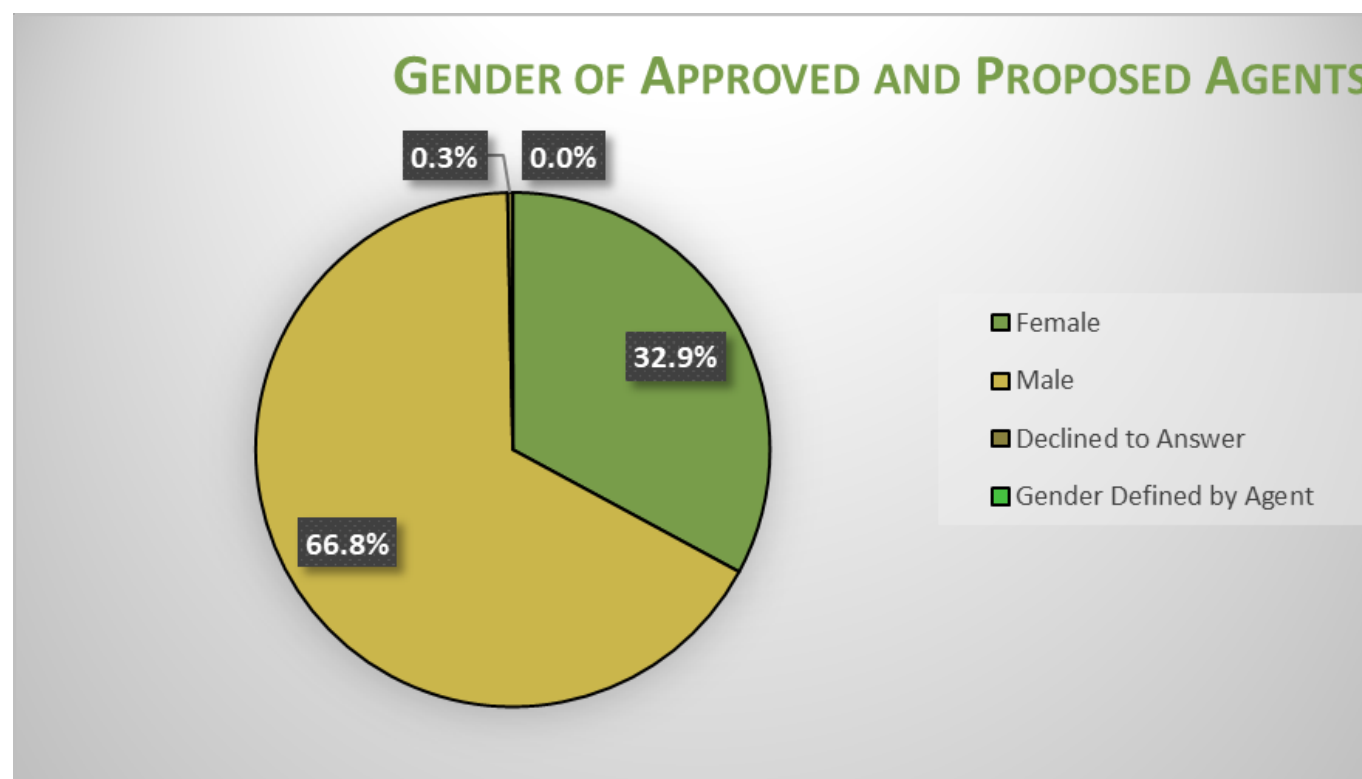
Of Total Pending:

- 68 not yet reviewed
- 108 CCC requested more information
- 5 awaiting third party response
- 0 Review complete; awaiting approval

Agent Applications | August 8, 2019

Demographics of Approved and Pending Agents

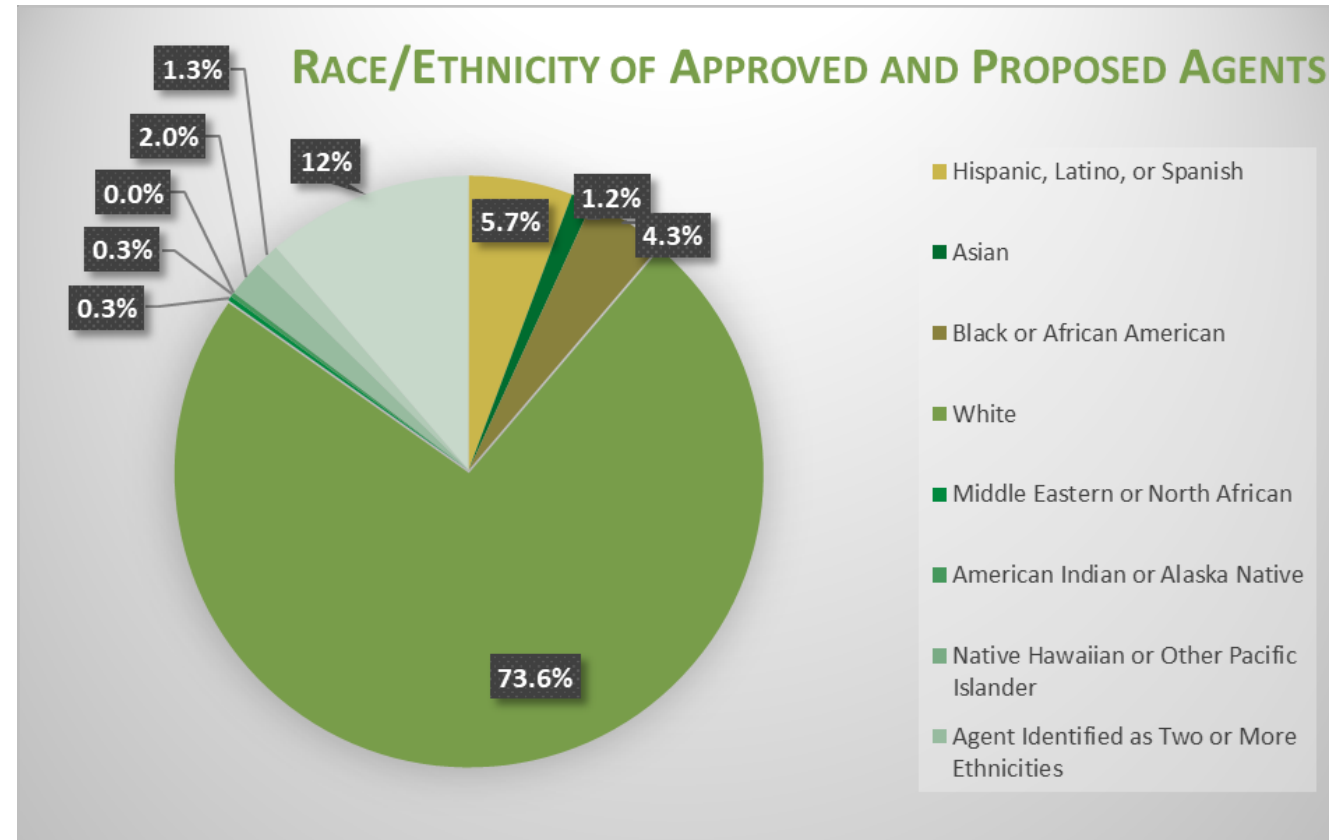
Gender	#	%
Female	1704	32.9
Male	3462	66.8
Declined to Answer	16	0.3
Gender Defined by Applicant	1	0.0
Total	5183	100.0



Agent Applications | August 8, 2019

Demographics of Approved and Pending Agents

Race/Ethnicity	#	%
Hispanic; Latino; Spanish	296	5.7
Asian	61	1.2
Black; African American	225	4.3
White	3813	73.6
Middle Eastern; North African	13	0.3
American Indian; Alaska Native	13	0.3
Native Hawaiian; Other Pacific Islander	2	0.0
Identified as Two or More Ethnicities	103	2.0
Other Race or Ethnicity	69	1.3
Declined to Answer	588	11.3
Total	5183	100.0



MMJ Licensing Data | August 8, 2019

MTC License Applications	#
Pending-Application of Intent Stage	37
Pending-Management and Operations Profile Stage	10
Pending-Siting Profile Stage	14
Application Expired	94
Application Withdrawn	3
Total	158

MTC Licenses	#
Provisional	97
Final	6
Commence Operations	51
License Expired	10
Total	164

MMJ Agent and Program Data | August 8, 2019

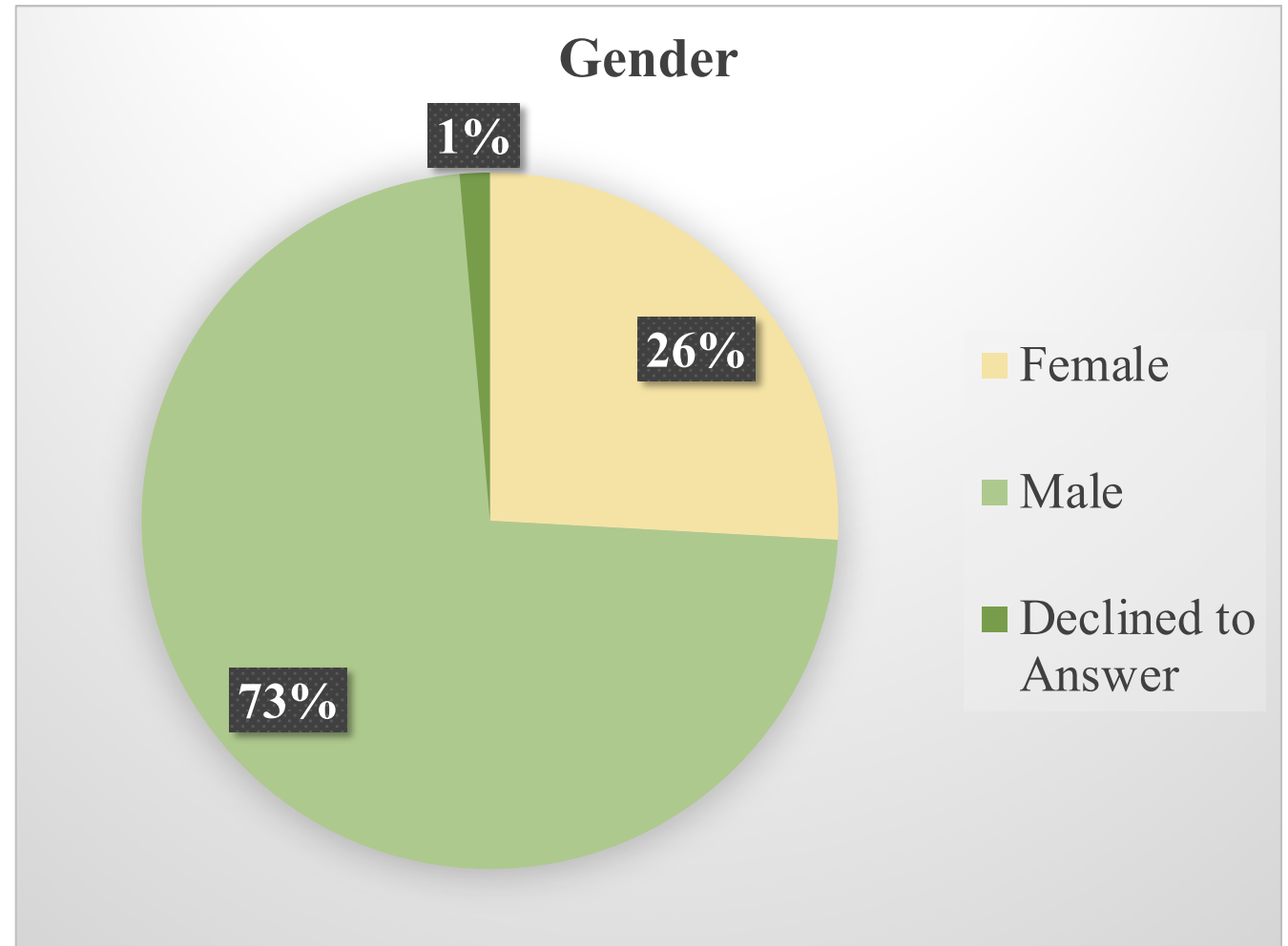
MTC Agent Applications	#
Pending-MTC Agent Applications	26
Pending-Laboratory Agents	0
Revoked	3
Surrendered	2100
Active	4,505
Total	6,634

The numbers below are a snapshot of the program as of July 31, 2019. The update for the month of August will be available in September.

MMJ Program	#
Certified Patients	67,429
Certified Active Patients	59,439
Certified Caregivers	6,593
Registered Certifying Clinicians	310

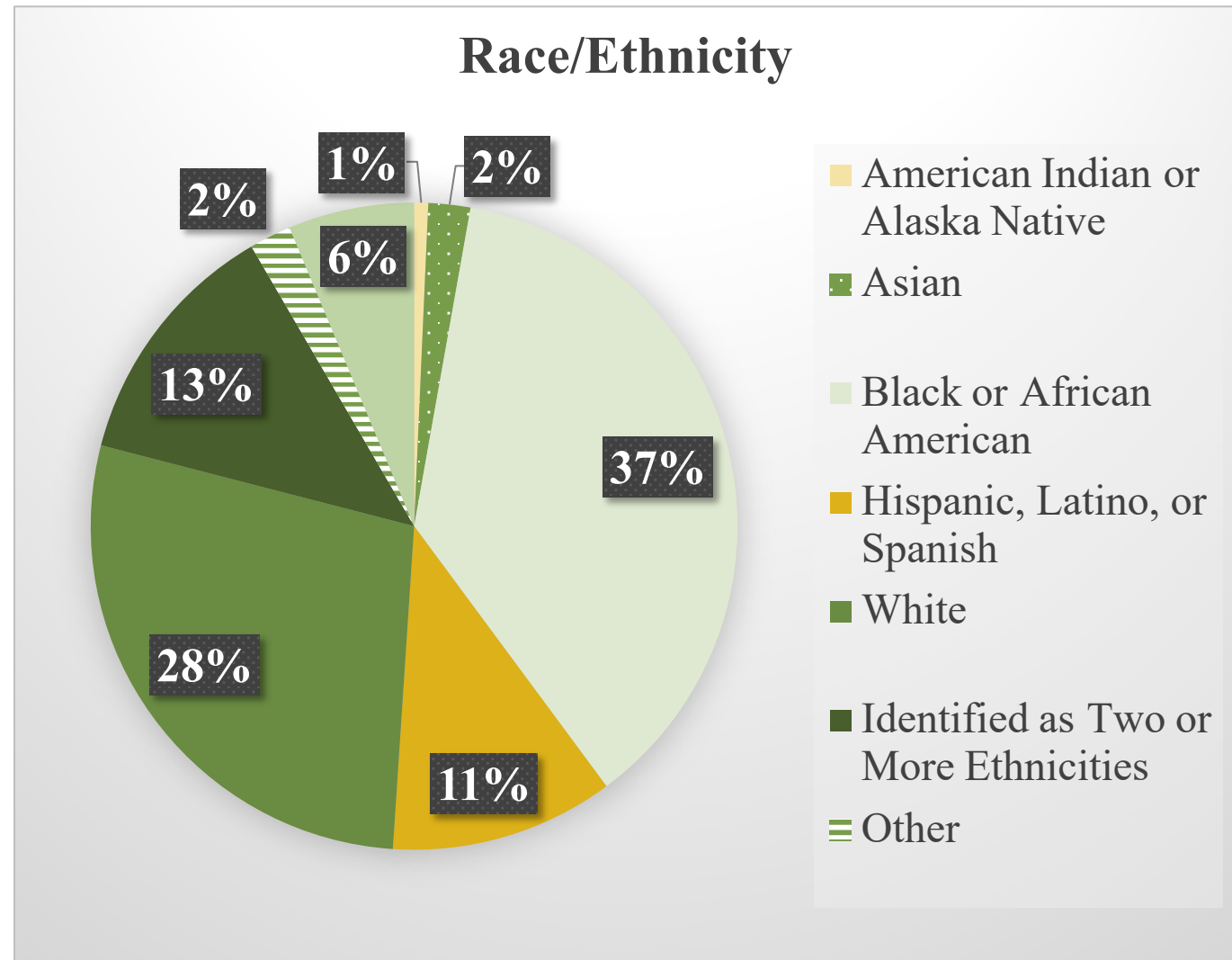
Social Equity Program: First Cohort Approved Applications | August 8, 2019

Gender	#	%
Female	37	26%
Male	104	73%
Declined to Answer	2	1%
User Defined Gender	0	0
Total	143	100%



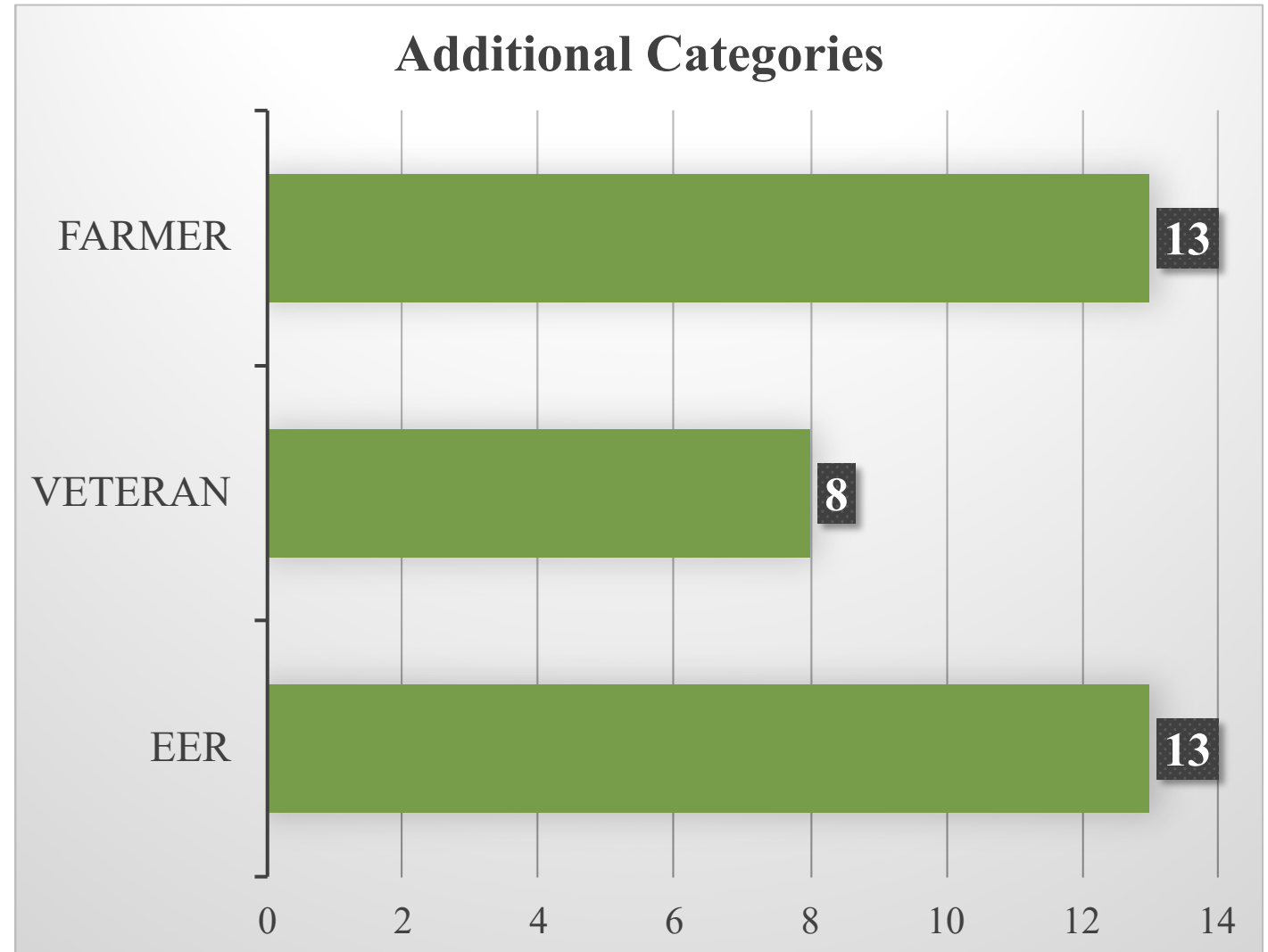
Social Equity Program: First Cohort Approved Applications | August 8, 2019

Race/Ethnicity	#	%
American Indian or Alaska Native	1	0.7%
Asian	3	2.1%
Black or African American	53	37.06%
Hispanic, Latino, or Spanish	16	11.19%
White	40	27.97%
Identified as Two or More Ethnicities	18	12.59%
Other	3	2.1%
Declined to Answer	9	6.29%
Total	143	100%



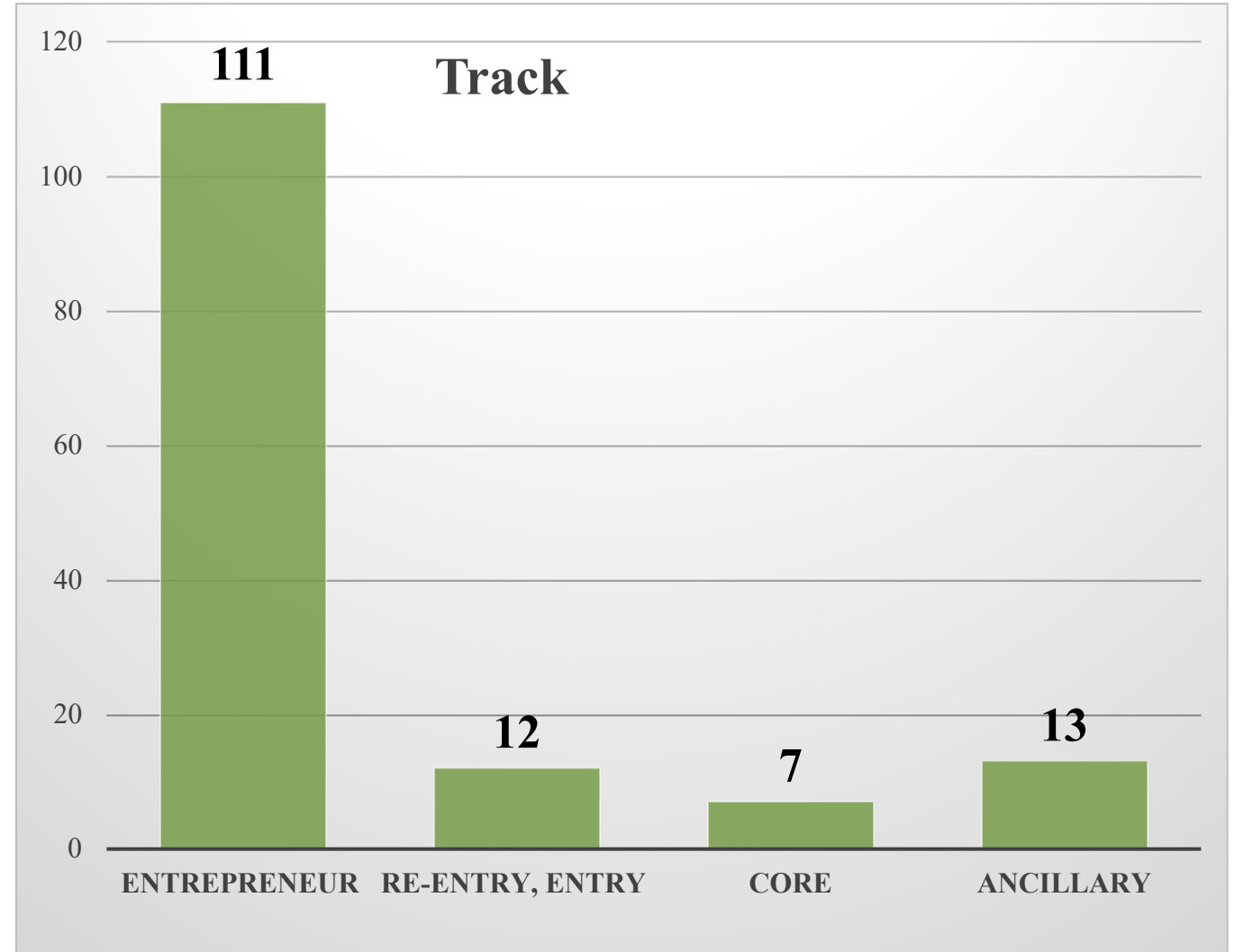
Social Equity Program: First Cohort Approved Applications | August 8, 2019

Additional Categories	#	%
Farmer	13	9.09%
Veteran	8	5.59%
Economic Empowerment Recipient (EER)	13	9.09%
Total	$\frac{34}{143}$	23.77%



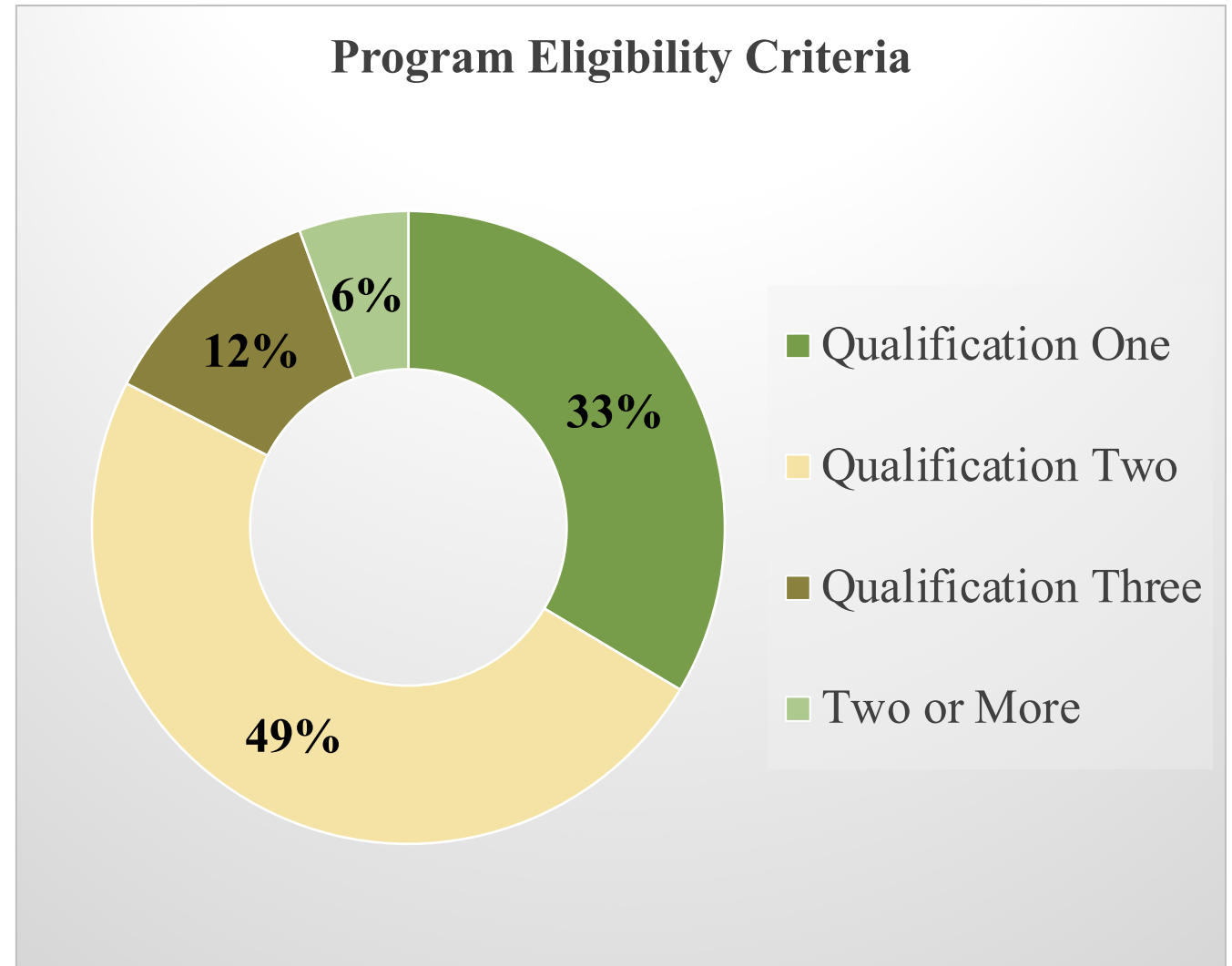
Social Equity Program: First Cohort Approved Applications | August 8, 2019

Tracks	#	%
Entrepreneur	111	77.62%
Re-entry, Entry	12	8.39%
Core	7	4.9%
Ancillary	13	9.09%
Total	143	100%



Social Equity Program: First Cohort Approved Applications | August 8, 2019

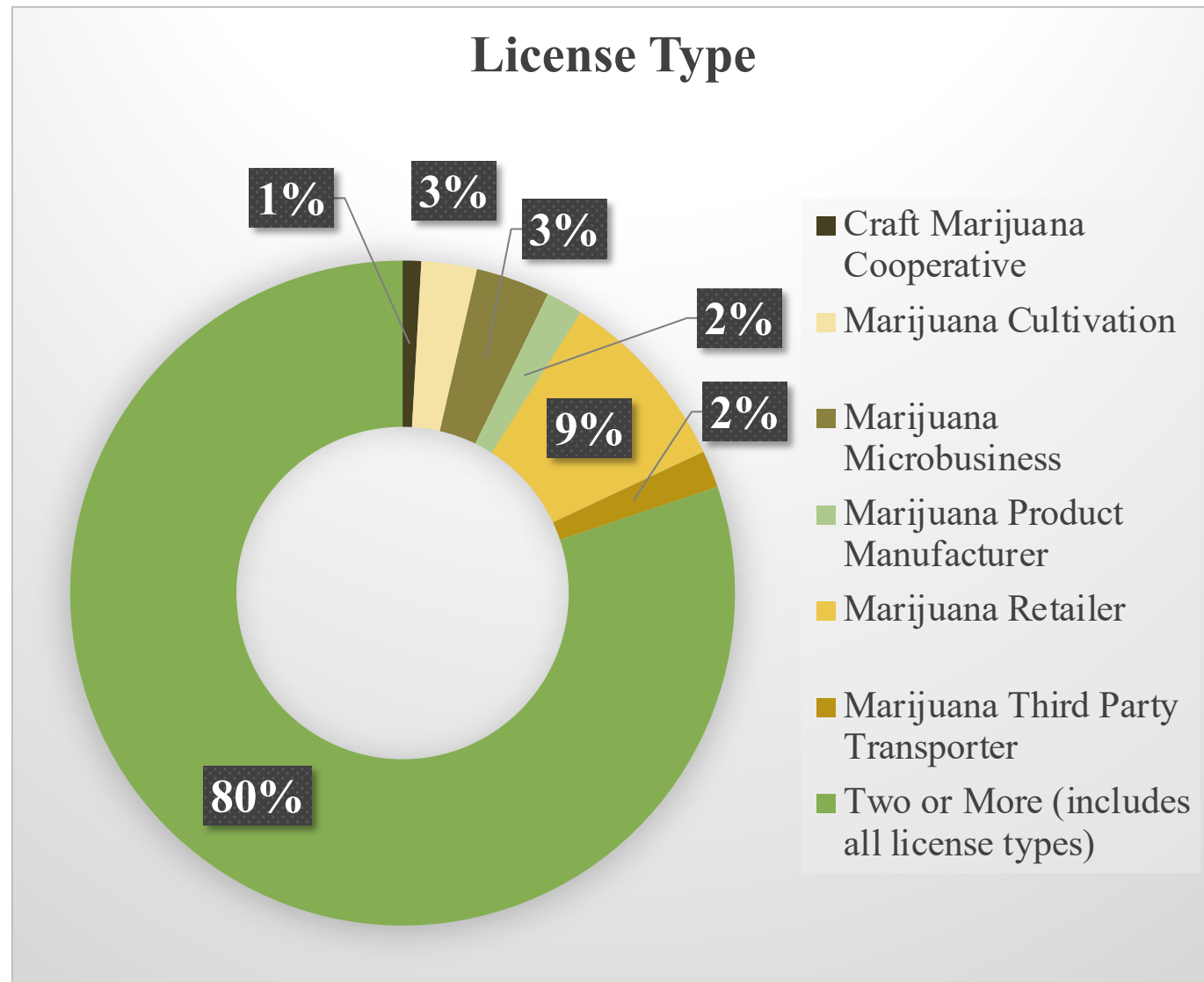
Program Eligibility	#	%
Qualification One <ul style="list-style-type: none"> Residence in an area of disproportionate impact for at least 5 of the past 10 years Income that does not exceed 400% of the Federal Poverty Level 	48	33%
Qualification Two <ul style="list-style-type: none"> A past drug conviction Residence in Massachusetts for at least the preceding 12 months 	70	49%
Qualification Three <ul style="list-style-type: none"> Married to or the child of a person with a drug conviction Residence in Massachusetts for at least the preceding 12 months 	17	12%
Two or More Qualifications	8	6%
Total	143	100%



Social Equity Program | August 8, 2019

First Cohort: Entrepreneur Track

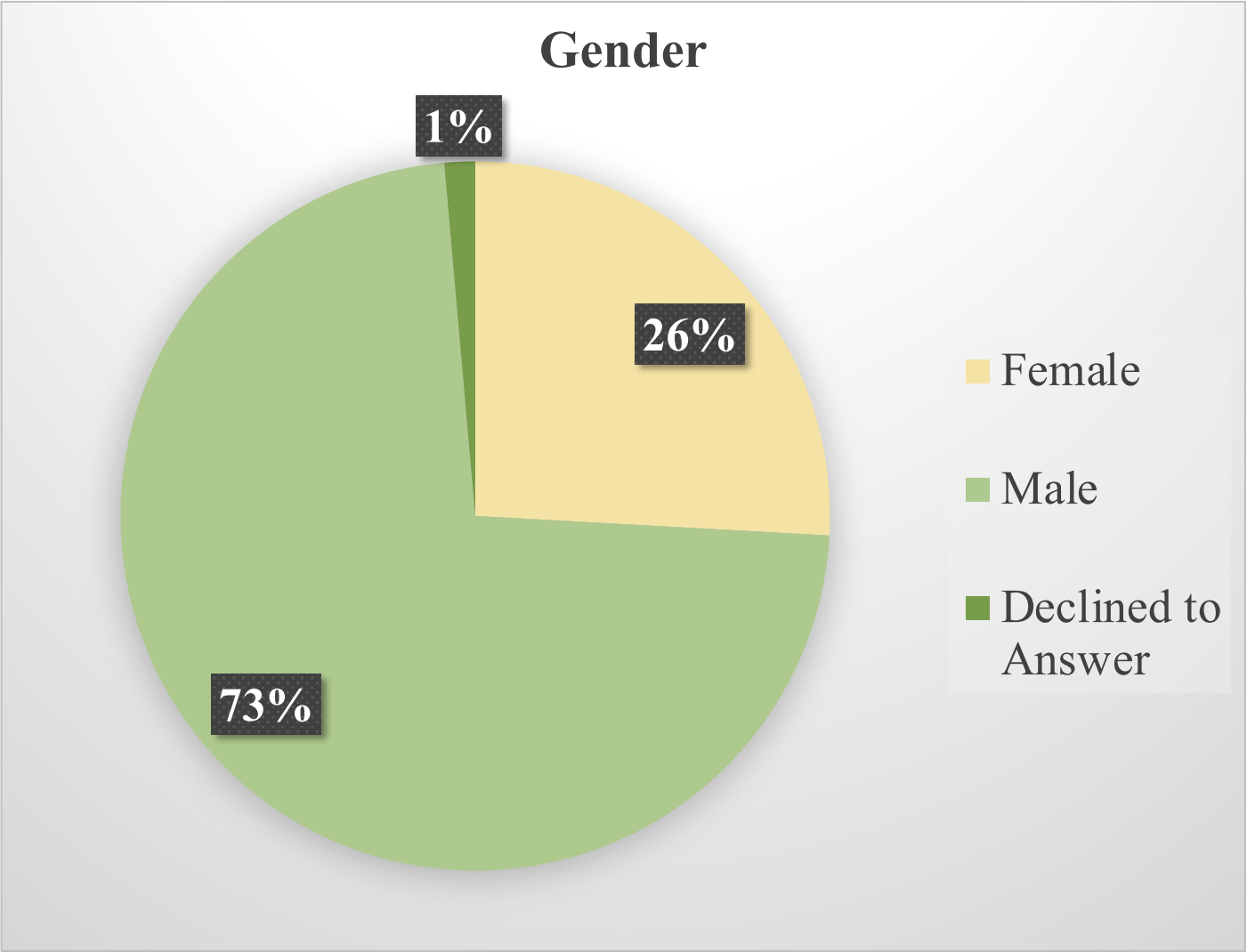
License Type	#	%
Craft Marijuana Cooperative	1	0.9%
Marijuana Cultivation	3	2.7%
Marijuana Microbusiness	4	3.6%
Marijuana Product Manufacturer	2	1.8%
Marijuana Retailer	10	9%
Marijuana Third Party Transporter	2	1.8%
Two or More (includes all license types)	89	80.1%
Total	111	100%



Social Equity Program | August 8, 2019

First Cohort: Entrepreneur Track

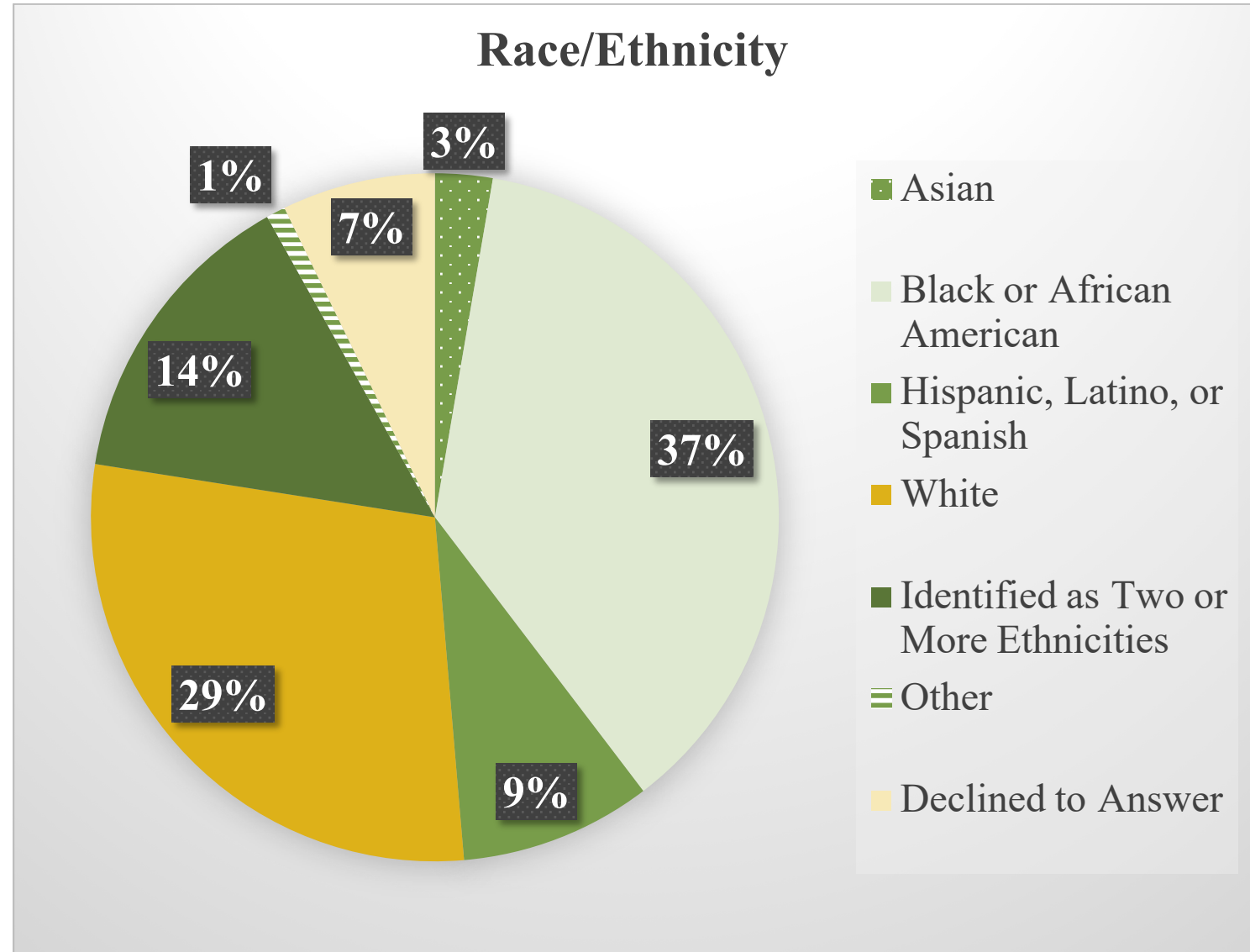
Gender	#	%
Female	81	73%
Male	29	26%
Declined to Answer	1	1%
User Defined Gender	0	0
Total	111	100%



Social Equity Program | August 8, 2019

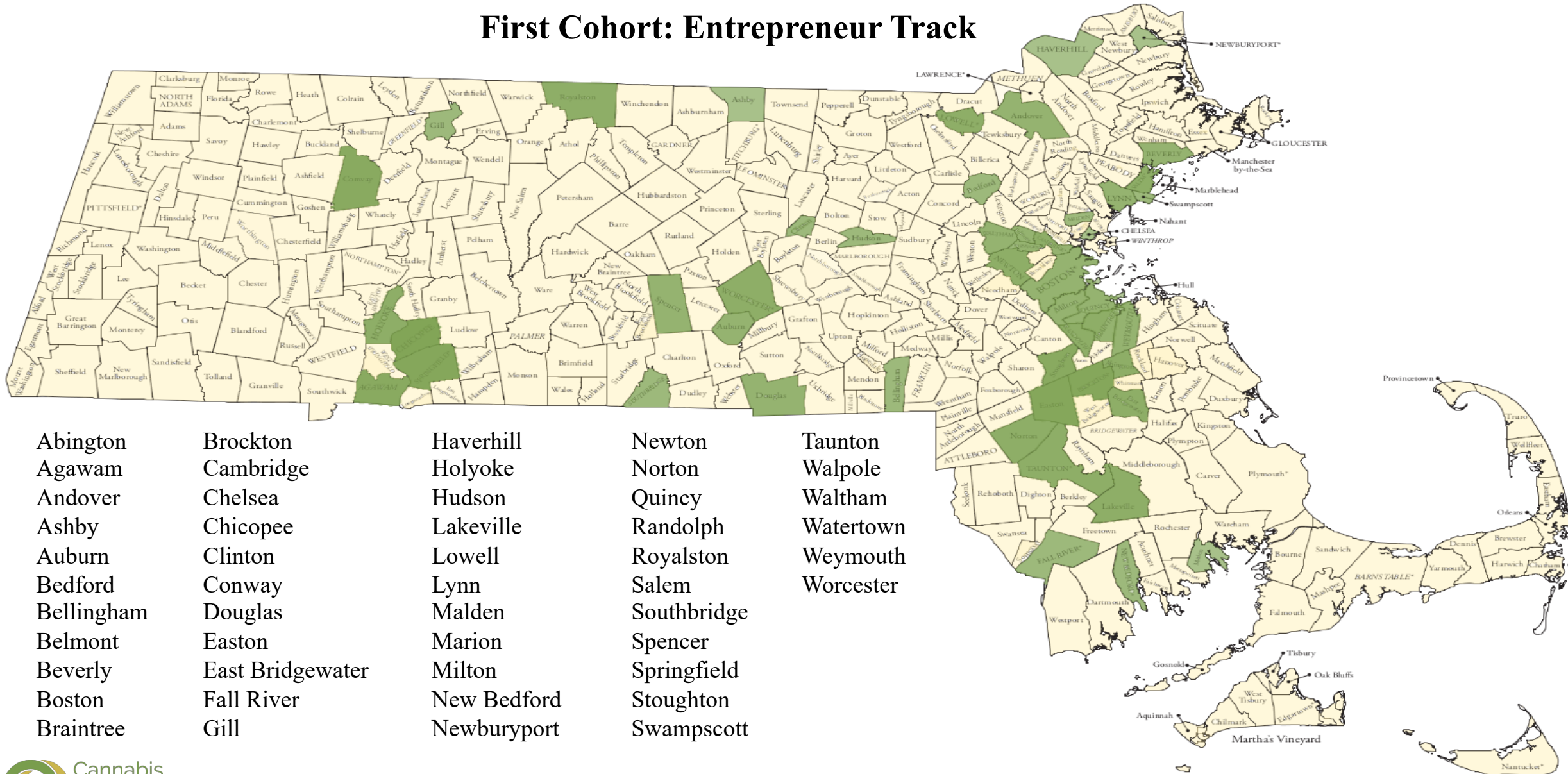
First Cohort: Entrepreneur Track

Race/Ethnicity	#	%
American Indian or Alaska Native	0	0%
Asian	3	3%
Black or African American	41	37%
Hispanic, Latino, or Spanish	10	9%
White	32	29%
Identified as Two or More Ethnicities	16	14%
Other	1	1%
Declined to Answer	8	7%
Total	111	100%



Social Equity Program | August 8, 2019

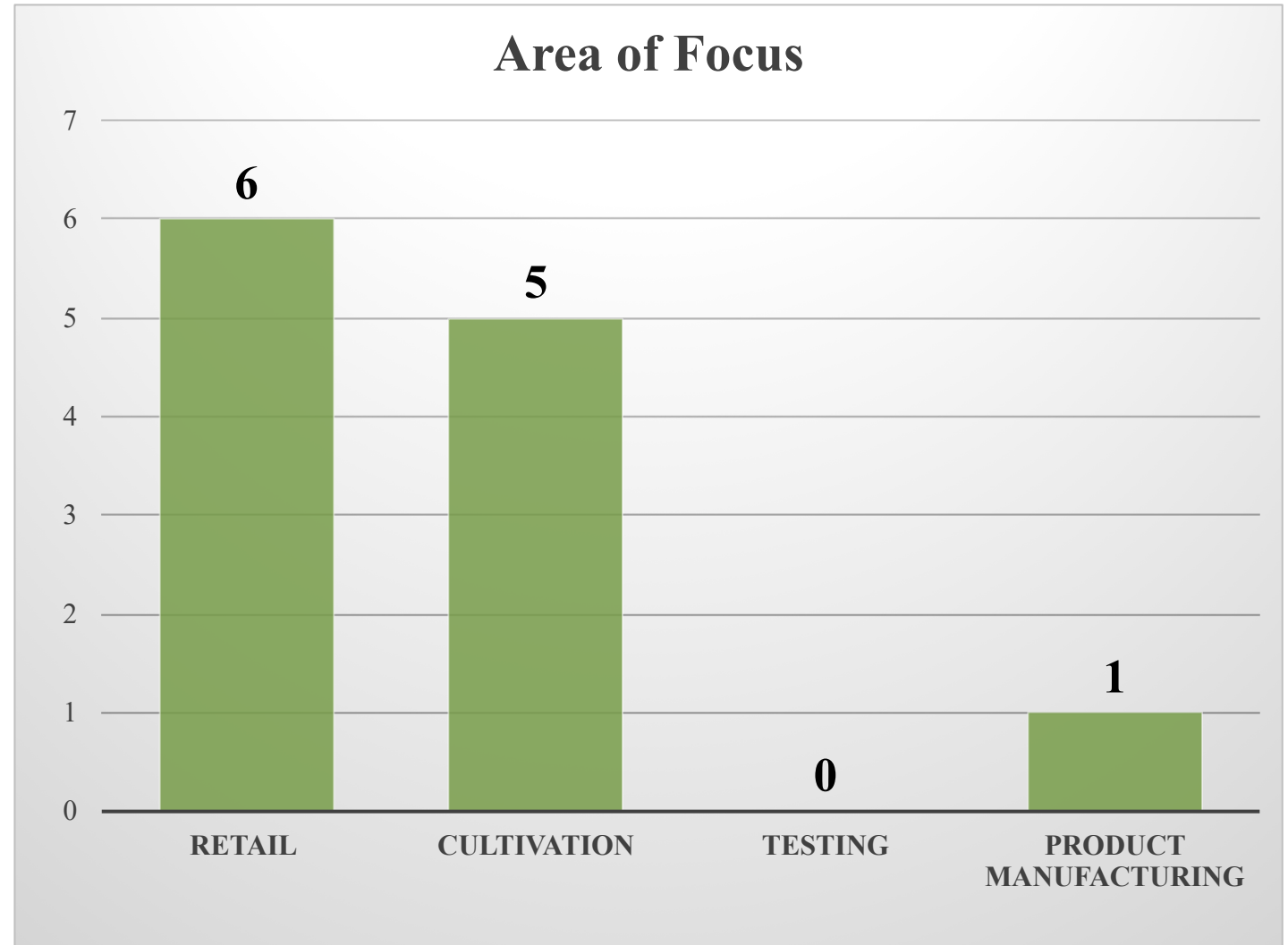
First Cohort: Entrepreneur Track



Social Equity Program | August 8, 2019

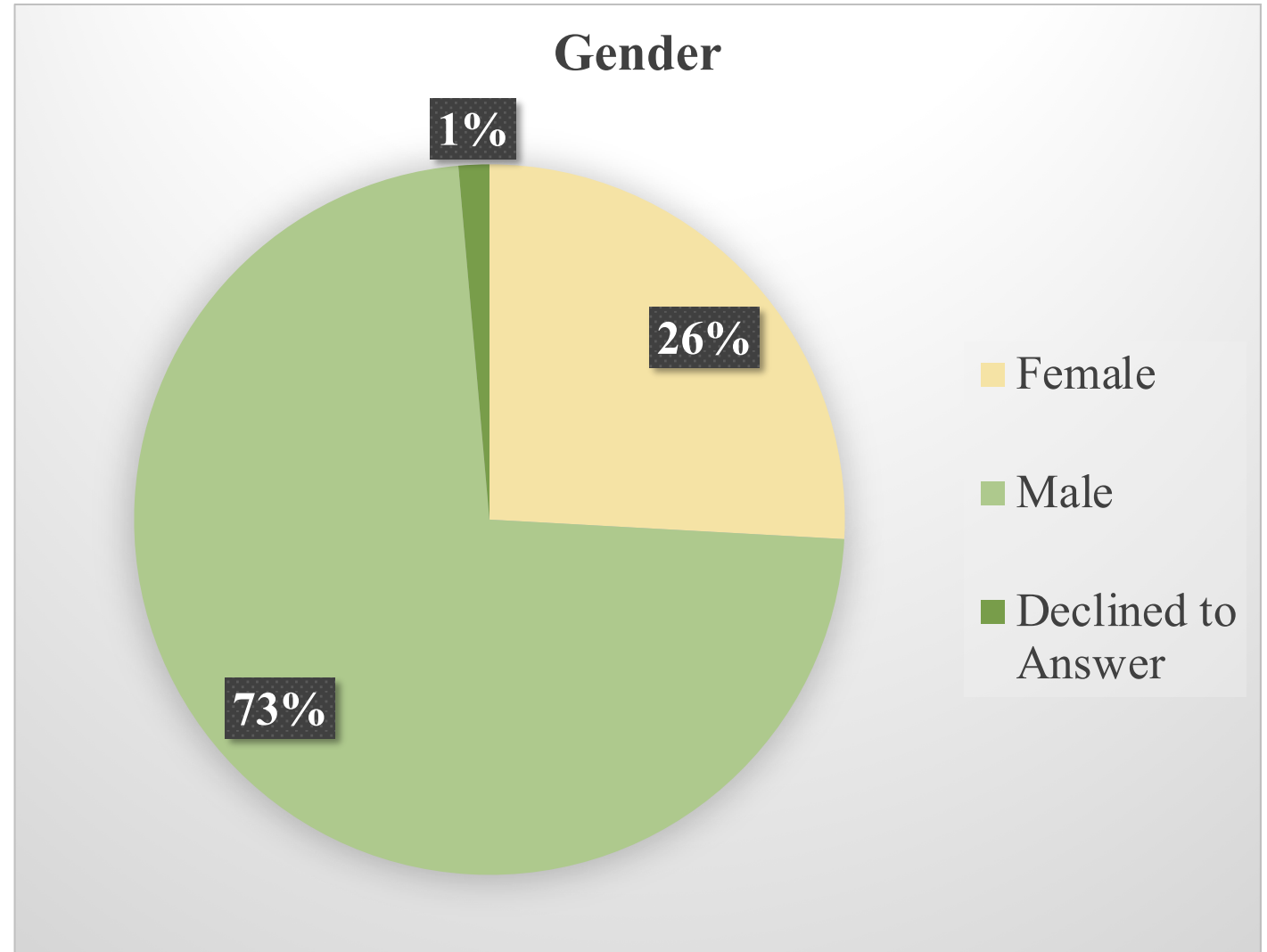
First Cohort: Re-entry, Entry Track

Re-entry, Entry Track Area of Focus	#
Retail	6
Cultivation	5
Testing	0
Product Manufacturing	1
Total	12



Social Equity Program: First Cohort Re-entry/Entry Track | August 8, 2019

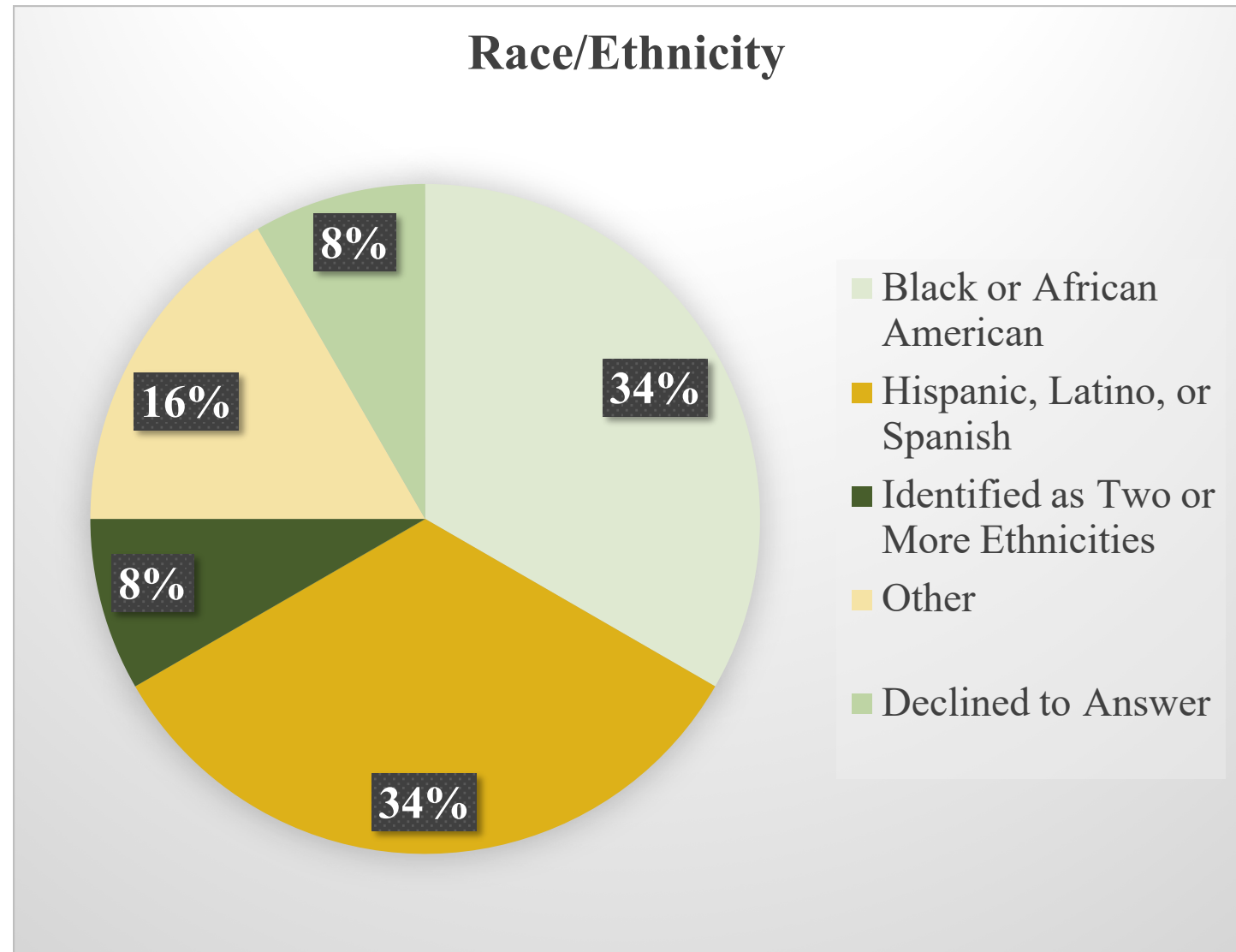
Gender	#	%
Female	3	26%
Male	8	73%
Declined to Answer	1	1%
User Defined Gender	0	0%
Total	12	100%



Social Equity Applications | August 8, 2019

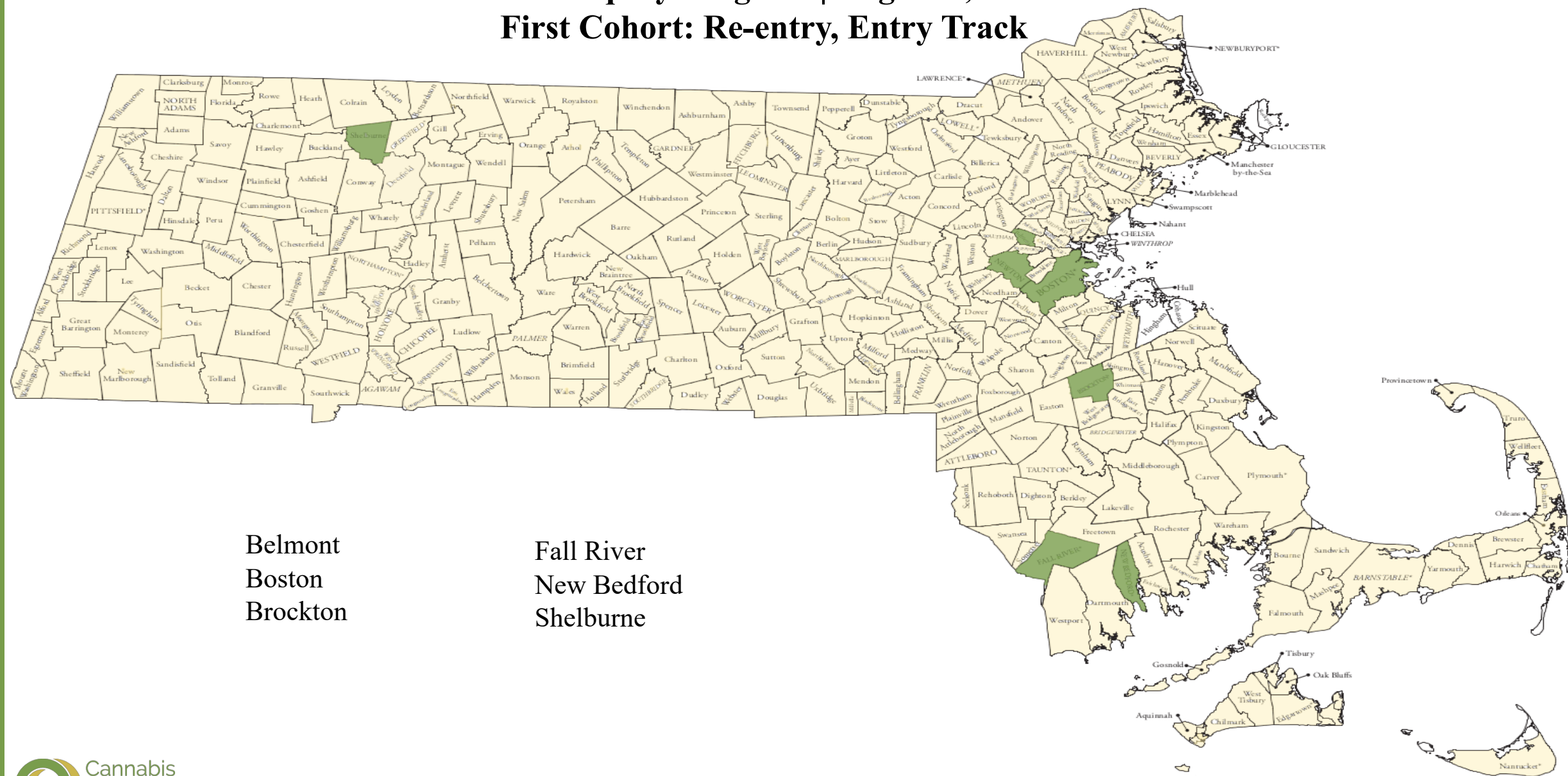
First Cohort: Re-entry, Entry Track

Race/Ethnicity	#	%
American Indian or Alaska Native	0	0%
Asian	0	0%
Black or African American	4	34%
Hispanic, Latino, or Spanish	4	34%
White	0	0%
Identified as Two or More Ethnicities	1	8%
Other	2	16%
Declined to Answer	1	8%
Total	12	100%



Social Equity Program | August 8, 2019

First Cohort: Re-entry, Entry Track



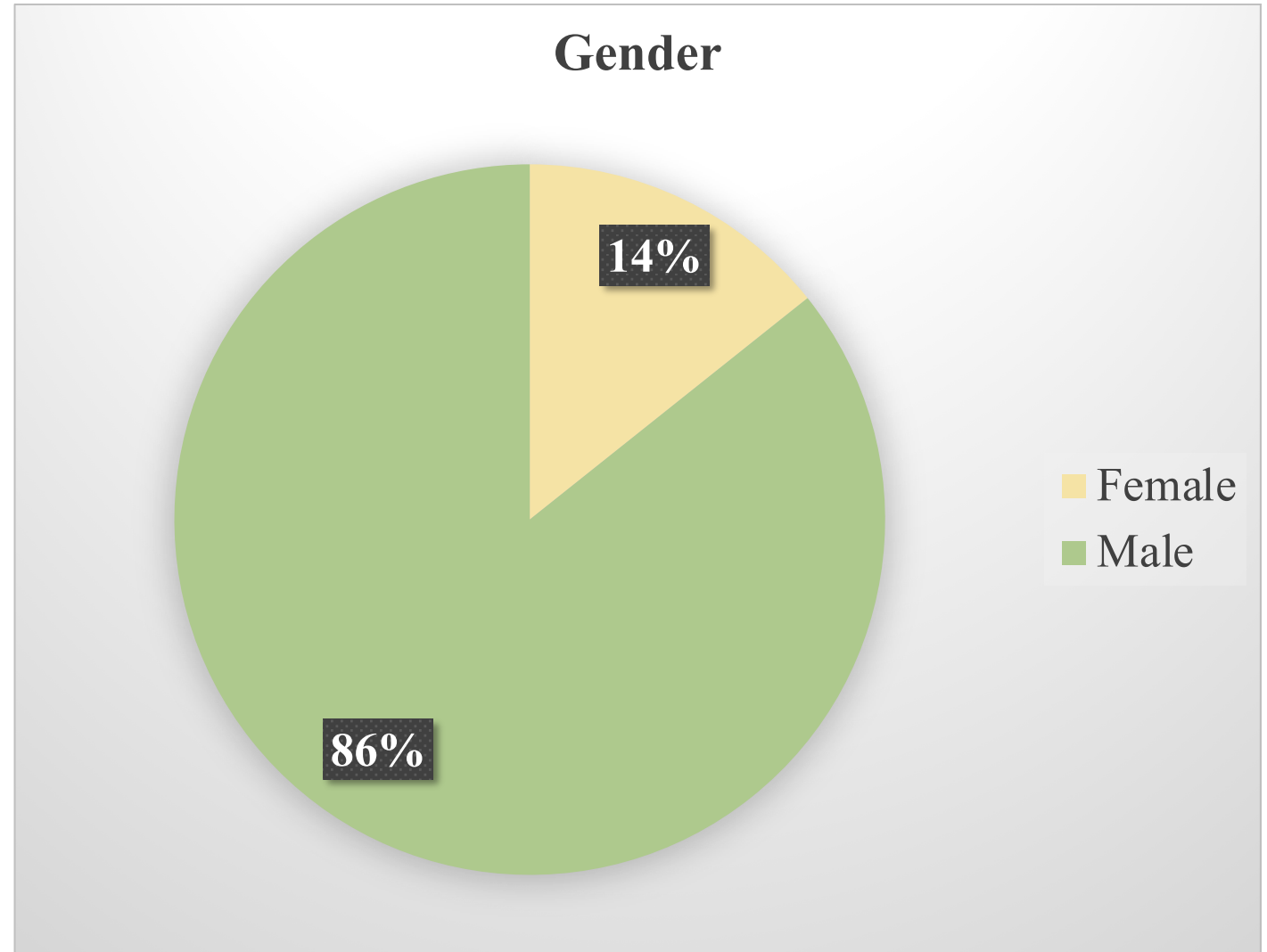
Belmont
Boston
Brockton

Fall River
New Bedford
Shelburne

Social Equity Applications | August 8, 2019

First Cohort: Core Track

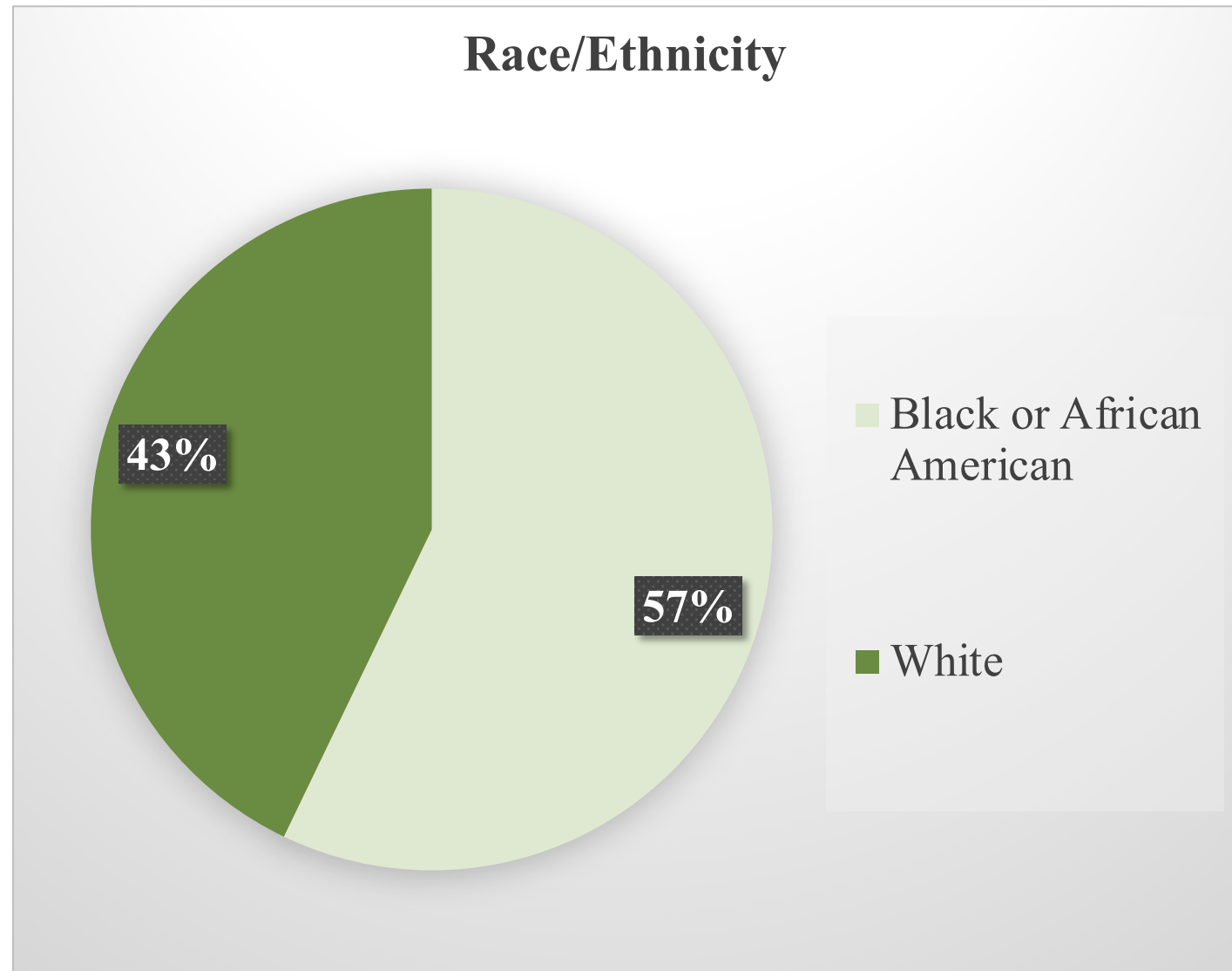
Gender	#	%
Female	1	14%
Male	6	86%
Declined to Answer	0	0%
User Defined Gender	0	0%
Total	7	100%



Social Equity Applications | August 8, 2019

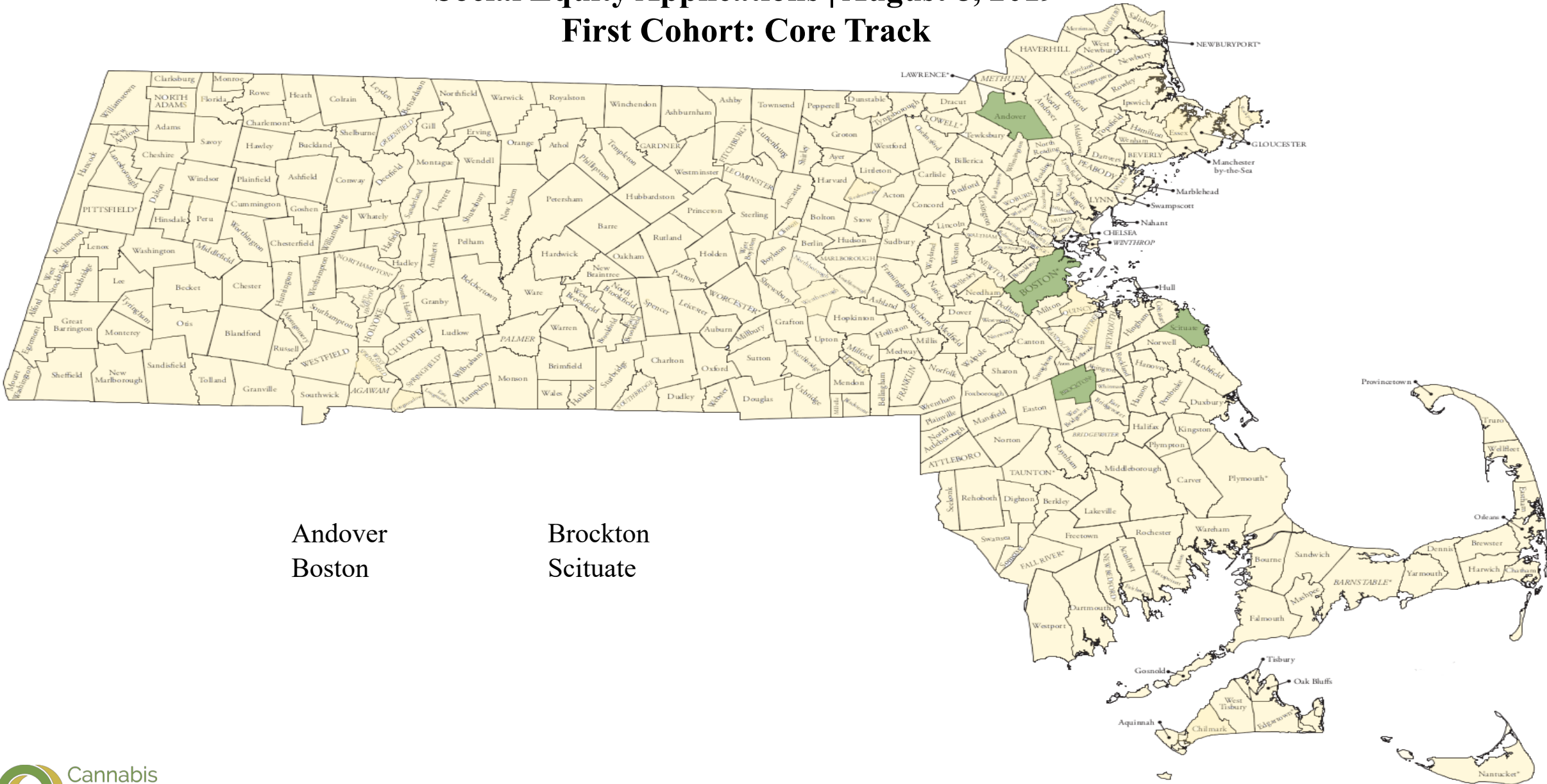
First Cohort: Core Track

Race/Ethnicity	#	%
American Indian or Alaska Native	0	0%
Asian	0	0%
Black or African American	4	57%
Hispanic, Latino, or Spanish	0	0%
White	3	43%
Identified as Two or More Ethnicities	0	0%
Other	0	0%
Declined to Answer	0	0%
Total	7	100%



Social Equity Applications | August 8, 2019

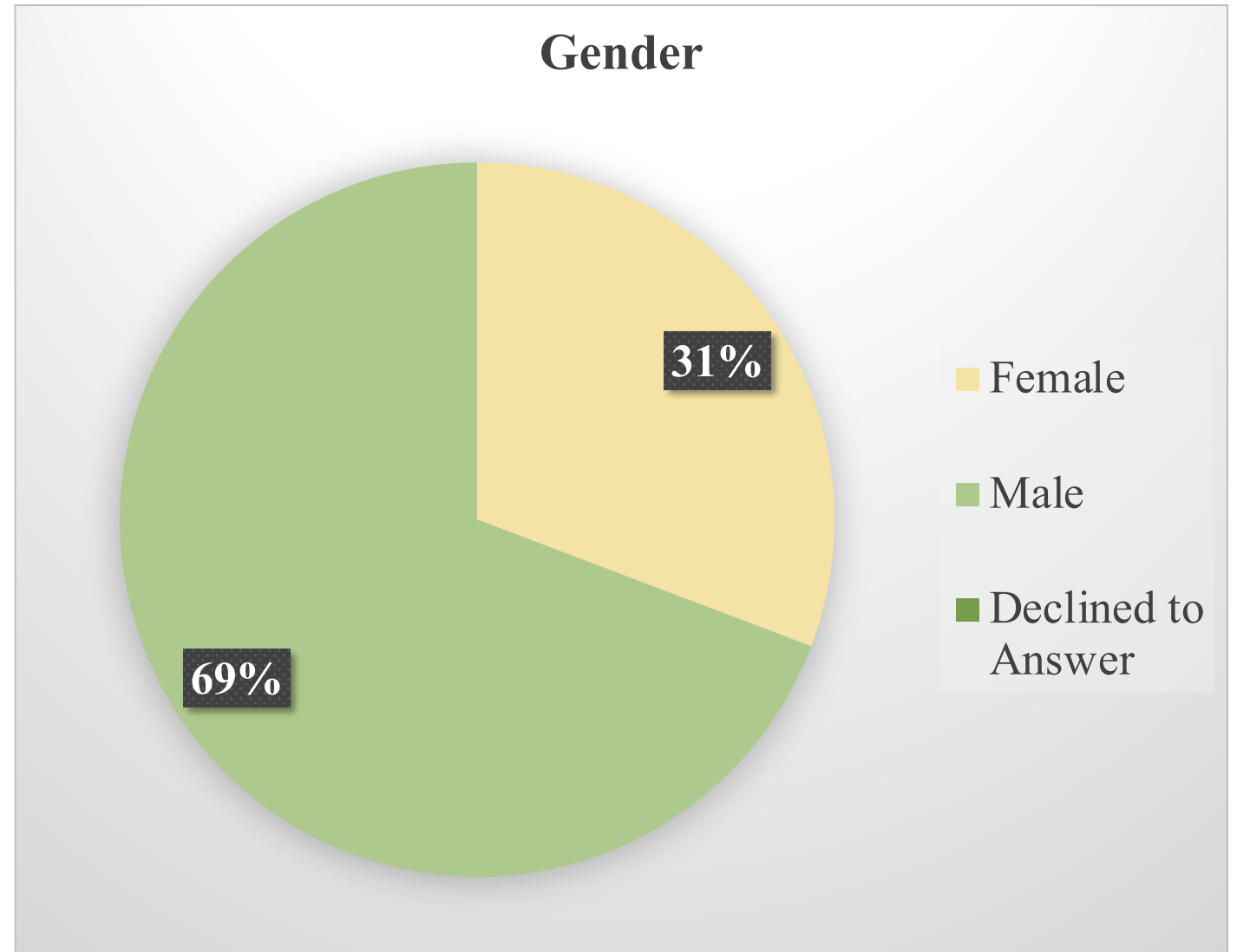
First Cohort: Core Track



Social Equity Applications | August 8, 2019

First Cohort: Ancillary Track

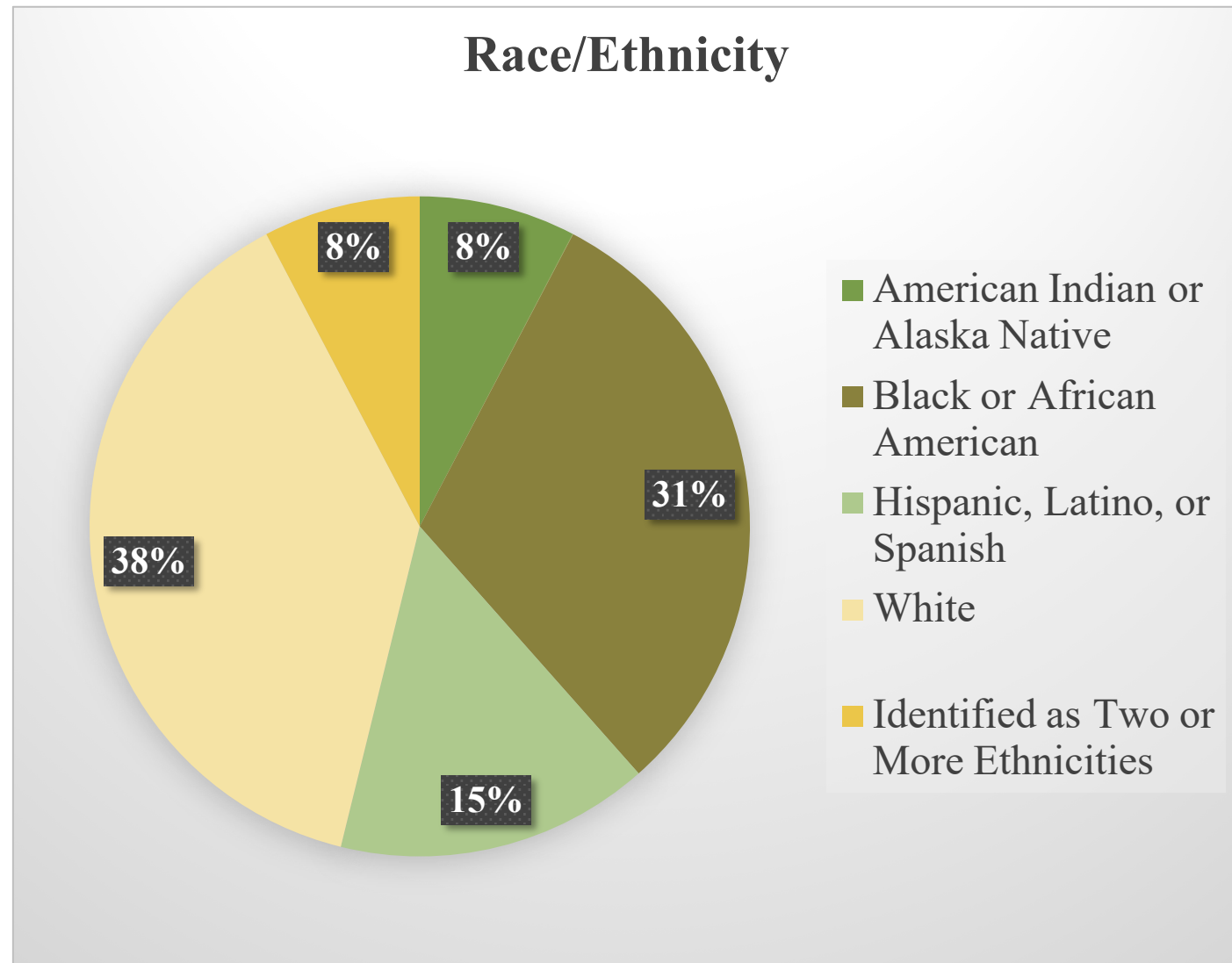
Gender	#	%
Female	4	31%
Male	9	69%
Declined to Answer	0	0%
User Defined Gender	0	0%
Total	13	100%



Social Equity Applications | August 8, 2019

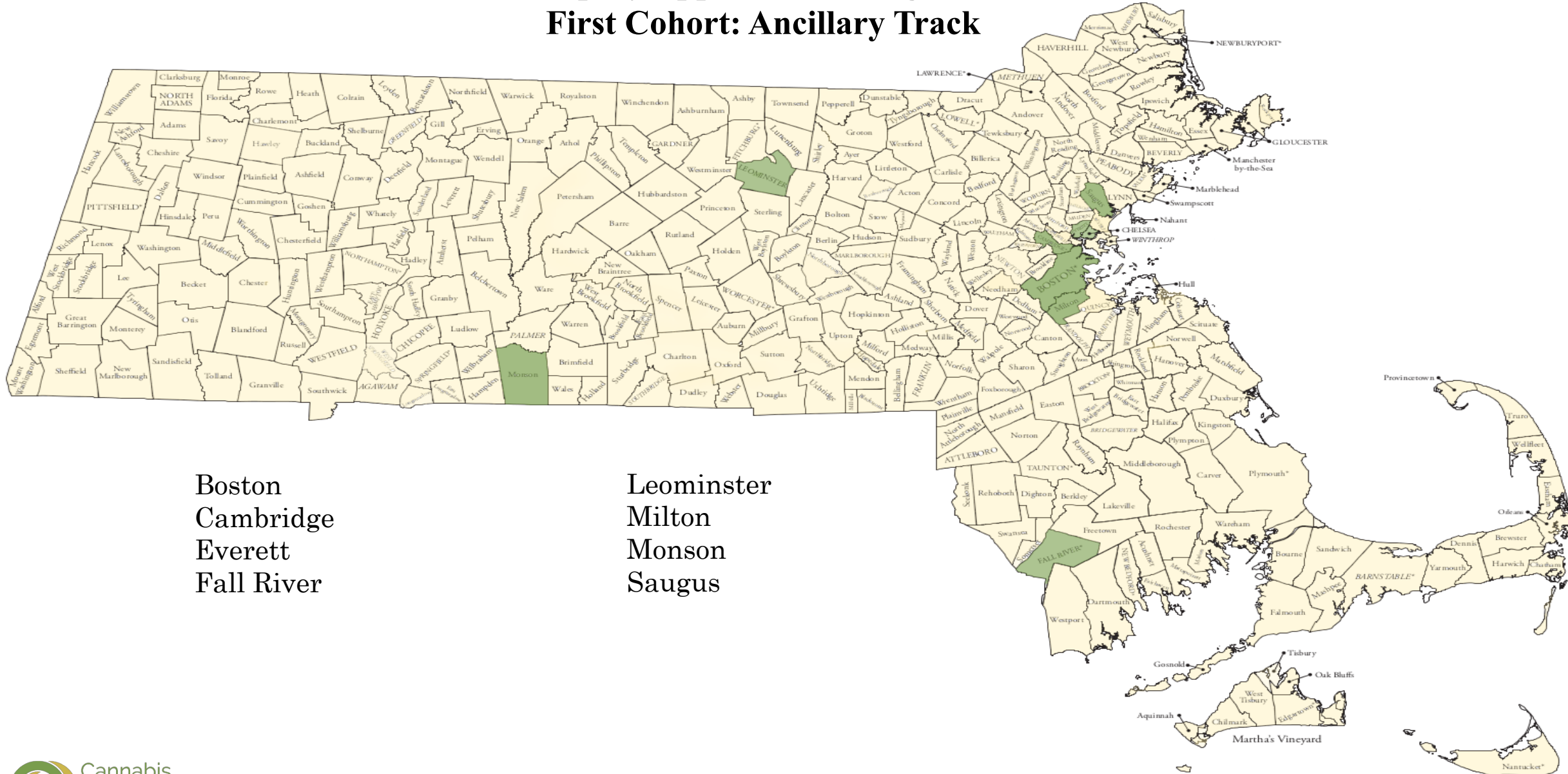
First Cohort: Ancillary Track

Race/Ethnicity	#	%
American Indian or Alaska Native	1	8%
Asian	0	0%
Black or African American	4	31%
Hispanic, Latino, or Spanish	2	15%
White	5	38%
Identified as Two or More Ethnicities	1	8%
Other	0	0%
Declined to Answer	0	0%
Total	13	100%



Social Equity Applications | August 8, 2019

First Cohort: Ancillary Track



Boston
Cambridge
Everett
Fall River

Leominster
Milton
Monson
Saugus

4) Staff Recommendations on Renewals

- a. Pharmacannis Massachusetts, Inc. (#MRR205523), Retail Renewal
- b. M3 Ventures, Inc. (#MCR139824), Cultivation Renewal
- c. M3 Ventures, Inc. (#MPR243481), Product Manufacturing Renewal
- d. M3 Ventures, Inc. (#MRR205527), Retail Renewal
- e. I.N.S.A, Inc. (#MCR139827), Cultivation Renewal
- f. I.N.S.A, Inc. (#MRR205535), Retail Renewal
- g. I.N.S.A, Inc. (#MPR243482), Product Manufacturing Renewal
- h. Alternative Therapies Group, Inc. (#MRR205528) Retail Renewal

5) Staff Recommendations on Change of Location

- a. Canna Provisions, Inc. (#MR281778), Retail

6) Staff Recommendations on Final Licenses

- a. 253 Organic, LLC. (#MR281245), Retail
- b. Solar Therapeutics, Inc. (#MR281817), Retail

7) Staff Recommendations on Provisional License Applications

- a. Berkshire Roots, Inc. (#MRN281845), Retail
- b. Ipswich Pharmaceutical Associates, Inc. (#MRN281571), Retail
- c. New England Cannabis Corporation, Inc. (#MCN281251), Cultivation – Tier 4/Indoor
- d. New England Cannabis Corporation, Inc. (#MPN281466), Product Manufacturing

8) Enforcement Actions and Change of Ownership Applications

- a. M3 Ventures, Inc.
- b. Curaleaf Massachusetts, Inc.

9) Commission Discussion and Votes

- a. Responsible Vendor Training Guidance
- b. Update on Renewal Guidance

Upcoming Public Meetings

Public Meeting: September 5

- Time and Location TBD

Public Hearing on Draft Regulations: August 14

- 10:00AM
- Health Policy Commission
- 50 Milk Street, 8th Floor, Boston MA

Public Hearing on Draft Regulations: August 15

- 10:00AM
- Western New England University, School of Law, Moot Court Room
- 1215 Wilbraham Road, Springfield, MA 01119