



Cannabis Control Commission

Monthly Public Meeting

August 6, 2020 at 10:00 a.m. via Microsoft Teams Live

Agenda

- 1.** Call to Order
- 2.** Chairman's Comments and Updates
- 3.** Executive Director's Report
- 4.** Enforcement Actions
- 5.** Staff Recommendations on Changes of Ownership
- 6.** Staff Recommendations on Changes of Location
- 7.** Staff Recommendations on Renewals
- 8.** Staff Recommendations on Final Licenses
- 9.** Staff Recommendations on Provisional Licenses
- 10.** Commission Discussion and Votes
- 11.** New Business that the Chair did not Anticipate at the Time of Posting
- 12.** Next Meeting Date
- 13.** Adjournment



Executive Director's Report

Actuals vs. Budget, FY18-FY20

Account	FY18 Total Budget	FY18 Actuals	% of Budget	FY19 Total Budget	FY19 Actuals	% of Budget	FY20 Total Budget	FY20 Actuals*	% of Budget
CNB Operations	\$5,000,000	\$2,194,835	44%	\$8,487,870	\$6,236,665	73%	\$9,952,761	\$9,047,638	91%
Medical-Use of Marijuana	\$0	\$0	-	\$3,000,000	\$1,728,384	58%	\$3,266,981	\$2,719,372	83%
Public Awareness Campaign	\$2,000,000	\$0	0%	\$2,000,000	\$1,899,840	95%	\$1,000,000	\$1,000,000	100%
Total	\$7,000,000	\$2,194,835	31%	\$13,487,870	\$9,864,889	73%	\$14,219,742	\$12,767,010	90%

*Note: FY20 actuals reflect spending as of 7/20/20 and FY20 actual for Public Awareness Campaign reflects expected spending based on pending invoices.

FY20 Projected vs. Actuals

Account/Category	FY20 Projected	FY20 Actuals
CNB Operations	\$9,952,324	\$9,047,638
Administrative/Operational Expenses	\$547,313	\$678,114
Consultants and Contractors	\$1,656,038	\$824,989
Information Technology	\$1,959,616	\$1,989,642
Office Space	\$621,992	\$585,650
Payroll and Fringe	\$5,167,365	\$4,969,242
Medical-Use of Marijuana	\$3,266,859	\$2,719,372
Administrative/Operational Expenses	\$65,600	\$72,051
Consultants and Contractors	\$815,100	\$382,053
Information Technology	\$1,345,000	\$1,518,722
Payroll and Fringe	\$1,041,159	\$746,546
Public Awareness Campaign	\$1,000,000	\$1,000,000
Contractor	\$1,000,000	\$1,000,000
CNB Total	\$14,219,183	\$12,767,010

FY21 Budget

- Legislature recently enacted interim budget through 10/31.
- CTR and A&F guidance indicate that departments should base spending decisions on the most conservative of the budget appropriations between the FY20 GAA and the Governor's FY21 budget.
- In the case of CNB, this would be a combination of both the FY20 GAA and the Governor's budget:

Line Item	FY20 GAA	FY21 Gov.	FY21 Assumption
1070-0840	\$9,152,761	\$11,172,108	\$9,152,761
1070-0842	\$3,266,981	\$2,796,869	\$2,796,869
1070-0841	\$1,000,000	\$0	\$0
Total	\$13,419,742	\$13,968,977	\$11,949,630

Highlights from Licensing Data*

- 5 applications awaiting first review
- 44 applications awaiting staff recommendation
- 79 applications awaiting 3rd party responses
- 84,303 certified active patients
- 23 delivery pre-certifications approved
- 162 expedited applications

* Additional data available at the end of slide presentation



Licensing Applications | August 6, 2020

The totals below are all license applications received to date.

Type	#
Pending (All 4 packets submitted)	282
Withdrawn	631
Incomplete (Less than 4 packets submitted)	5,013
Denied	4
Approved: Delivery-Only Pre-Certification	23
Approved	547
Total	6,500

Licensing Applications | August 6, 2020

The totals below are number of licenses approved by category.

Type	#
Craft Marijuana Cooperative	1
Independent Testing Laboratory	6
Marijuana Cultivator	167
Marijuana Microbusiness	13
Marijuana Product Manufacturer	132
Marijuana Research Facility	0
Marijuana Retailer	222
Marijuana Third Party Transporter	1
Marijuana Transporter with Other Existing ME License	5
Total	547

* Additional data available at the end of slide presentation

Licensing Applications | August 6, 2020

The totals below are number of licenses approved by stage.

Type	#
Provisionally Approved	80
Provisional License	314
Final License	22
Commence Operations	131
Total	547

Provisionally approved means approved by the Commission but has not submitted license fee payment yet – provisional license has not started

Licensing Applications | August 6, 2020

Status	#
Application Submitted: Awaiting Review	5
Application Reviewed: More Information Requested	154
Application Deemed Complete: Awaiting 3 rd Party Responses	79
All Information Received: Awaiting Staff Recommendation	44
Applications Considered by Commission	574
Total	856



Licensing Applications | August 6, 2020

The totals below are distinct license numbers that have submitted all required packets.

The 856 applications represent 465 separate entities

Type	#
RMD Priority	240
Economic Empowerment Priority	37
Expedited Review	162
General Applicant	417
Total	856

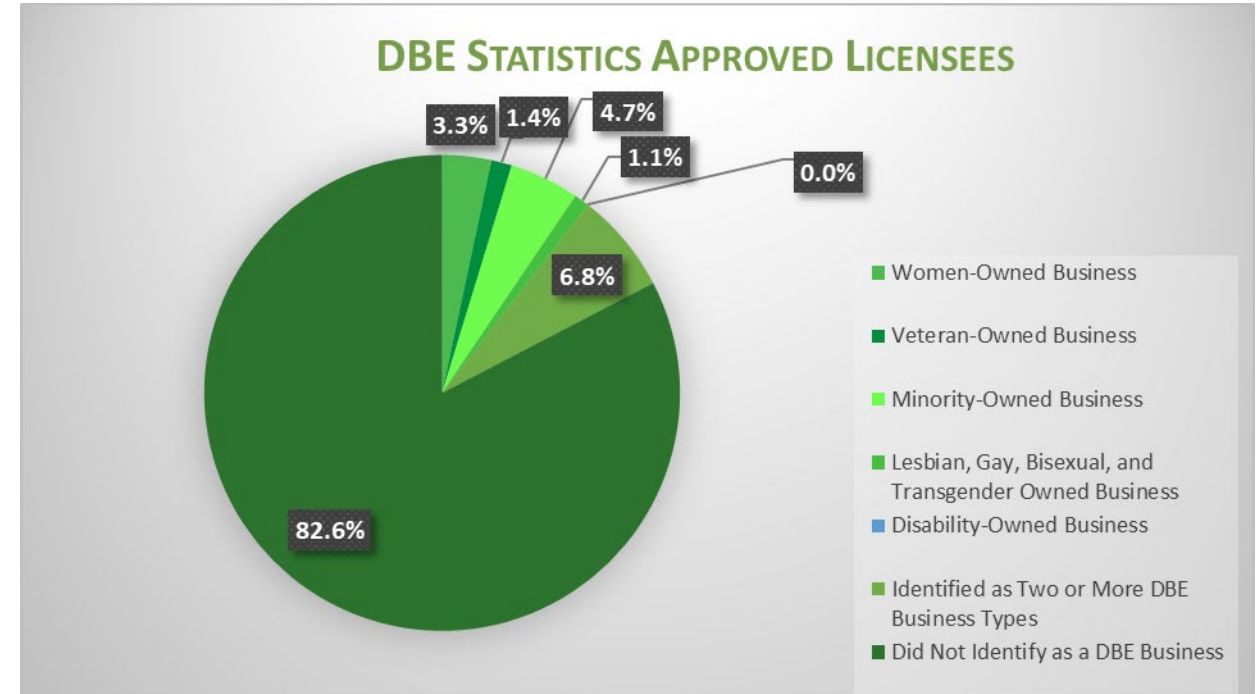
Expedited Applications	
Expedited: License Type	22
Expedited: Social Equity Participant	52
Expedited: Disadvantaged Business Enterprise	72
Expedited: Two or More Categories	16
Total	162

* Additional data available at the end of slide presentation

Licensing Applications | August 6, 2020

Disadvantaged Business Enterprise Statistics for Approved Licensees

Type	#	% of Group
Women-Owned Business	19	3.3%
Veteran-Owned Business	8	1.4%
Minority-Owned Business	27	4.7%
Lesbian, Gay, Bisexual, and Transgender Owned Business	6	1.1%
Disability-Owned Business	0	0%
Identified as Two or More DBE Business Types	39	6.8%
Did Not Identify as a DBE Business	471	82.6%
Total	570	100%

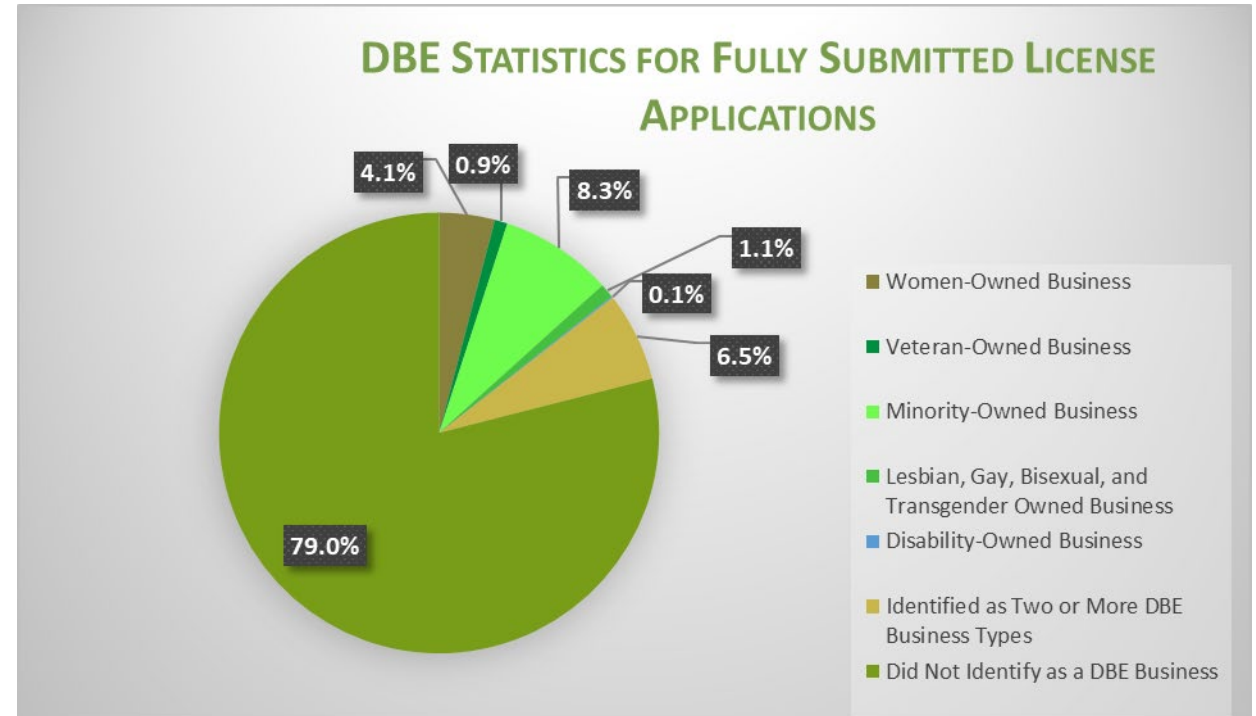


* Additional data available at the end of slide presentation

Licensing Applications | August 6, 2020

Disadvantaged Business Enterprise (DBE) Statistics for Fully Submitted License Applications

Type	#	% of Group
Women-Owned Business	35	4.1%
Veteran-Owned Business	8	0.9%
Minority-Owned Business	71	8.3%
Lesbian, Gay, Bisexual, and Transgender Owned Business	9	1.1%
Disability-Owned Business	1	0.1%
Identified as Two or More DBE Business Types	56	6.5%
Did Not Identify as a DBE Business	676	79%
Total	856	100%

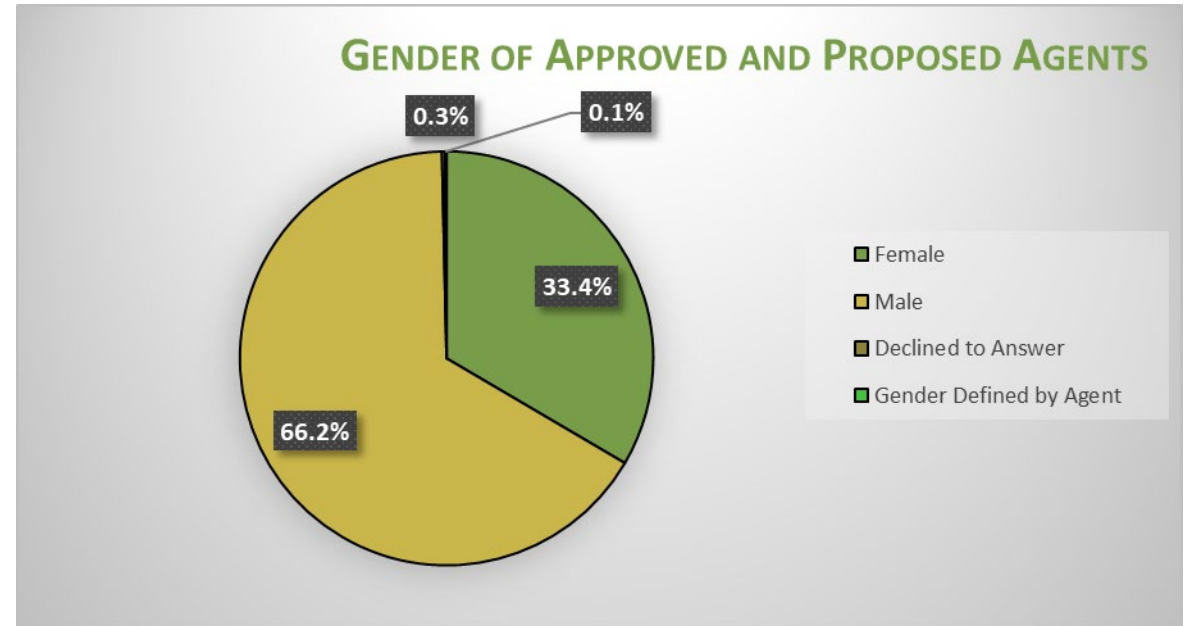


* Additional data available at the end of slide presentation

Agent Applications | August 6, 2020

Demographics of Approved and Pending Agents

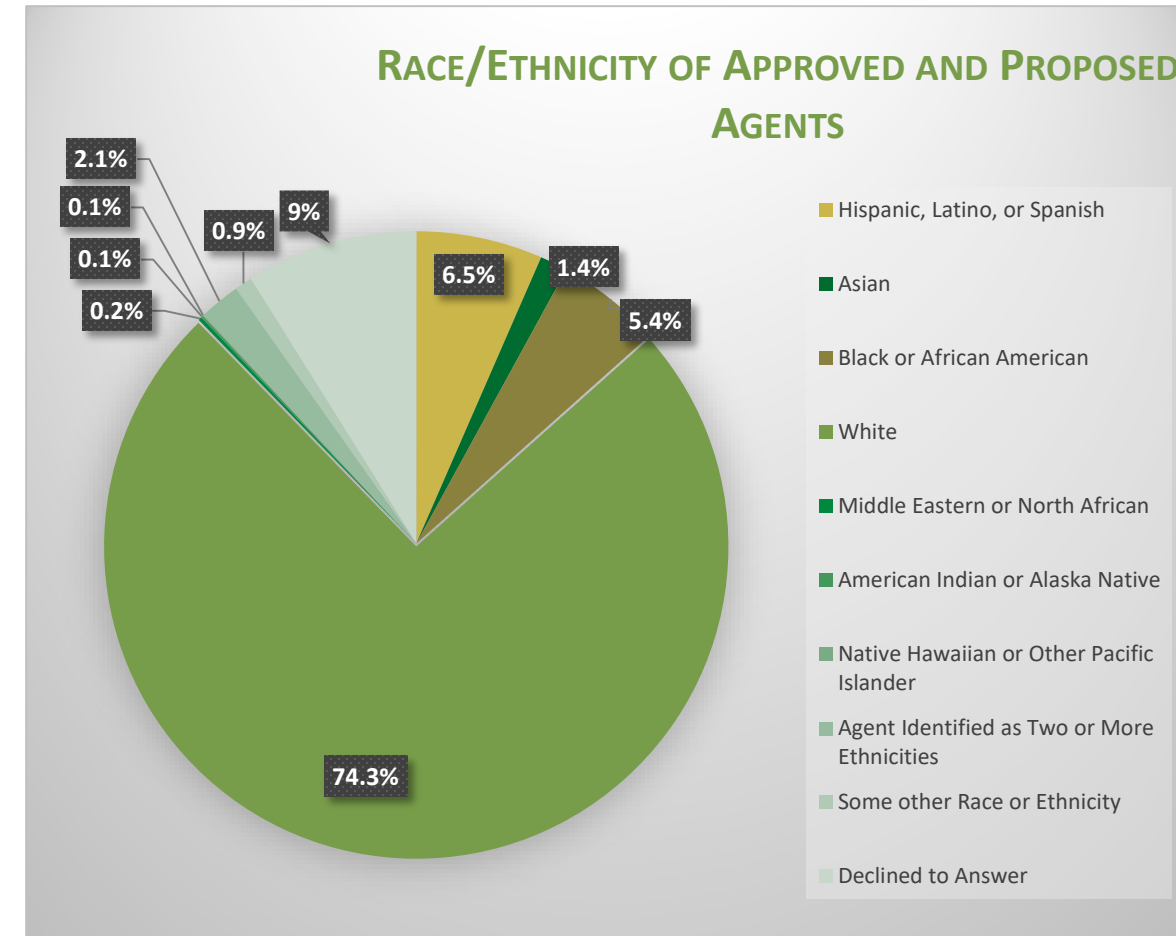
Gender	#	%
Female	3,065	33.4%
Male	6,066	66.2%
Declined to Answer	23	0.3%
Gender Defined by Applicant	10	0.1%
Total	9,164	100%



Agent Applications | August 6, 2020

Demographics of Approved and Pending Agents

Race/Ethnicity	#	%
Hispanic; Latino; Spanish	600	6.5%
Asian	131	1.4%
Black; African American	498	5.4%
White	6,809	74.3%
Middle Eastern; North African	17	0.2%
American Indian; Alaska Native	10	0.1%
Native Hawaiian; Other Pacific Islander	5	0.1%
Identified as Two or More Ethnicities	196	2.1%
Other Race or Ethnicity	83	0.9%
Declined to Answer	815	8.9%
Total	9,164	100%



* Additional data available at the end of slide presentation

MMJ Licensing Data | August 6, 2020

MTC License Applications	#
Pending-Application of Intent Stage	36
Pending-Management and Operations Profile Stage	8
Pending-Siting Profile Stage	7
Application Expired	103
Application Withdrawn	3
Total	157

MTC Licenses	#
Provisional	61
Final	13
Commence Operations	64
License Expired	28
Total	166

* Additional data available at the end of slide presentation

MMJ Agent and Program Data | August 6, 2020

MTC Agent Applications	#
Pending-MTC Agent Applications	12
Pending-Laboratory Agents	0
Revoked	3
Surrendered	2,835
Expired	686
Active	7,195
Total	10,731

The numbers below are a snapshot of the program for the month of July.

MMJ Program	#
Certified Patients	90,287
Certified Active Patients	84,303
Active Caregivers	7,692
Registered Certifying Physicians	269
Registered Certifying Nurse Practitioners	81
Ounces Sold	71,051



Staff Recommendations on Licensure

Enforcement Actions

a. Revolutionary Clinics II, Inc.




Staff Recommendations: Changes of Ownership

- a. Beacon Compassion, Inc.
- b. Ganesh Wellness, Inc.
- c. Holyoke Gardens, LLC
- d. Ipswich Pharmaceutical Associates, Inc.
- e. Life Essence, Inc.
- f. Nova Farms, LLC



Staff Recommendations: Changes of Location

a. Emerald Grove, Inc.



Staff Recommendations: Renewals

- a. Boston Bud Factory (#MRR205592)
- b. Boston Bud Factory (#MPR243527)
- c. LC Square, LLC (#MCR139881)
- d. Curaleaf Massachusetts Inc. (#MRR205603)
- e. Curaleaf Massachusetts Inc. (#MRR205605)
- f. Commcann, Inc. Vertically Integrated Medical Marijuana Treatment Center
- g. Commcan, Inc. (#RMD1445)
- h. Commonwealth Alternative Care, Inc. (#RMD785)
- i. Good Chemistry of Massachusetts, Inc. (#RMD725)
- j. Rise Holdings, Inc. (#RMD645)



Staff Recommendations: Final Licenses

- a. Apothca, Inc. (#MR282730), Retail
- b. ARL Healthcare, Inc. (#MC281622), Cultivation, Tier 4 / Indoor
- c. ARL Healthcare, Inc. (#MP281681), Product Manufacturer
- d. ARL Healthcare, Inc. (#MR282382), Retail
- e. Boston Bud Factory, Inc. (#MP281397), Product Manufacturer
- f. BWell Holdings, Inc. (#MR282825), Retail
- g. Community Growth Partners, Great Barrington Operation, LLC (#MR282695), Retail
- h. Green Biz, LLC (#MR281490), Retail
- i. Holistic Health Group, Inc. (#MC282488), Cultivation, Tier 5 / Outdoor
- j. Holistic Industries, Inc. (#MR282605), Retail



Staff Recommendations: Final Licenses

- k. JustinCredible Cultivation, LLC (#MC281313), Cultivation, Tier 1 / Indoor
- l. Mass Alternative Care, Inc. (#MR282062), Retail
- m. Mission MA, Inc. (#MC281288), Cultivation, Tier 1 / Indoor
- n. Mission MA, Inc. (#MP281312), Product Manufacturer
- o. Mission MA, Inc. (#MR281259), Retail
- p. The Heirloom Collective, Inc. (#MR283029), Retail
- q. Western Front, LLC (#MR281907), Retail
- r. Holistic Industries, Inc. (#MTC1526), Vertically Integrated Medical Marijuana Treatment Center
- s. Mass Alternative Care, Inc. (#MTC1527), Vertically Integrated Medical Marijuana Treatment Center
- t. The Green Lady Dispensary (#MTC885), Vertically Integrated Medical Marijuana Treatment Center



Staff Recommendations: Provisional Licenses

- a. 1622 Medical, LLC. Vertically Integrated Medical Marijuana Treatment Center
- b. ACK Natural, LLC (#MCN281850), Cultivation, Tier 1 / Indoor
- c. ACK Natural, LLC (#MPN281557), Product Manufacturer
- d. ACK Natural, LLC (#MRN282038), Retail
- e. Apotho Therapeutics Plainville, LLC (#MRN282388), Retail
- f. Atlas Marketplace & Delivery, LLC (#MTN281393), Third-Party Transporter
- g. Buddies Ice Cream, Inc. (#MBN281755), Microbusiness
- h. Bud's Goods and Provisions Corp. (#MCN282717), Cultivation, Tier 9 / Outdoor
- i. Calyx & Pistils, Inc. (#MCN281797), Cultivation, Tier 3 / Indoor
- j. CCC Wellfleet NV, LLC (#MRN282685), Retail



Staff Recommendations: Provisional Licenses

- k. Cloud Creamery (#MPN281412), Product Manufacturer
- l. G7 Lab, LLC (#ILN281334), Independent Testing Laboratory
- m. Ganesh Wellness, Inc. (#MRN282740), Retail
- n. Green Theory Cultivation, LLC (#MCN282665), Cultivation, Tier 2 / Indoor
- o. Green Theory Cultivation, LLC (#MPN281848), Product Manufacturer
- p. Green Thumb Growers, LLC (#MBN281692), Microbusiness
- q. GTE Taunton, LLC (#MRN282958), Retail
- r. High Five, Inc. (#MCN282478), Cultivation, Tier 3 / Indoor
- s. Higher Purpose Corporation (#MCN281756), Cultivation, Tier 3 / Indoor
- t. Higher Purpose Corporation (#MPN281514), Product Manufacturer



Staff Recommendations: Provisional Licenses

- u. HumboldtEast, LLC (#MPN281679), Product Manufacturer
- v. I.N.S.A., Inc. (#MRN282632), Retail
- w. J & L Enterprises, Inc. (#MCN282392), Cultivation, Tier 2 / Indoor
- x. KRD Growers, Inc. (#MCN282173), Cultivation, Tier 2 / Indoor
- y. KRD Growers, Inc. (#MPN281683), Product Manufacturer
- z. KRD Growers, Inc. (#MRN282670), Retail
- aa. Mainely Productions, LLC (#MCN281899), Cultivation, Tier 2 / Indoor
- bb. Mainely Productions, LLC (#MPN281751), Product Manufacturer
- cc. MedMen Boston, LLC (#MRN282091), Retail
- dd. Neamat, LLC (#MCN282693), Cultivation, Tier 9 / Outdoor



Staff Recommendations: Provisional Licenses

- ee. New England Craft Cultivators, LLC (#MRN283367), Retail
- ff. New England Craft Cultivators, LLC (#MRN283416), Retail
- gg. NS AJO Holdings, Inc. (#MRN283095), Retail
- hh. Pleasant Hill Growers, LLC (#MBN281781), Microbusiness
- ii. Solar Therapeutics, Inc. (#MRN282948), Retail
- jj. Southcoast Apothecary, LLC (#MRN283075), Retail
- kk. Team Green, LLC (#MRN281281), Retail
- ll. The Holistic Concepts, Inc. (#MRN283012), Retail
- mm. Turning Leaf Centers Otis (#MCN282213), Cultivation, Tier 7 / Indoor
- nn. Turning Leaf Centers Otis (#MPN281704), Product Manufacturer
- oo. Turning Leaf Centers Otis (#MRN282126), Retail





Staff Recommendations: Provisional Licenses

pp. Uma Flowers, LLC (#MRN283143), Retail

qq. Vedi Naturals, LLC (#MRN283056), Retail


rr. Western Front, LLC (#MRN283179), Retail

ss. Z & T, Inc. (#MRN283213), Retail





Recess until 1:45pm



Commission Discussion & Votes

Commission Discussion & Votes

- a. Middlesex Integrated Medicine
- b. METRC Guidance
- c. Social Equity Program Strategic Goals & Objectives
- d. Regulatory Petition Delegation



Lessons Learned: Cohort 1

- Management of multiple courses across six vendors and various locations throughout the Commonwealth was a challenge
- Multiple vendors teaching the same courses in different locations meant not all participants received the same course delivery, despite best efforts
- Scheduling, location, and accessibility were challenges noted by participants and vendors alike
- Operating without a learning management system (LMS) made it difficult to coordinate accommodations for participants who could not attend the live classes
- Regular conversations with vendors and participants illustrated that a refined approach to the course work, course delivery, and schedules should be considered



Changes made to Cohort 2 based on lessons learned from Cohort 1

Eligibility

Change from
400% FPL to
400% AMI

Change applied
to all applicants,
including those
before November
1

Application

Language
updated for ease
of applying

Additional
questions for data
collection

Benefits

Immediate
accrual upon
acceptance into
the program

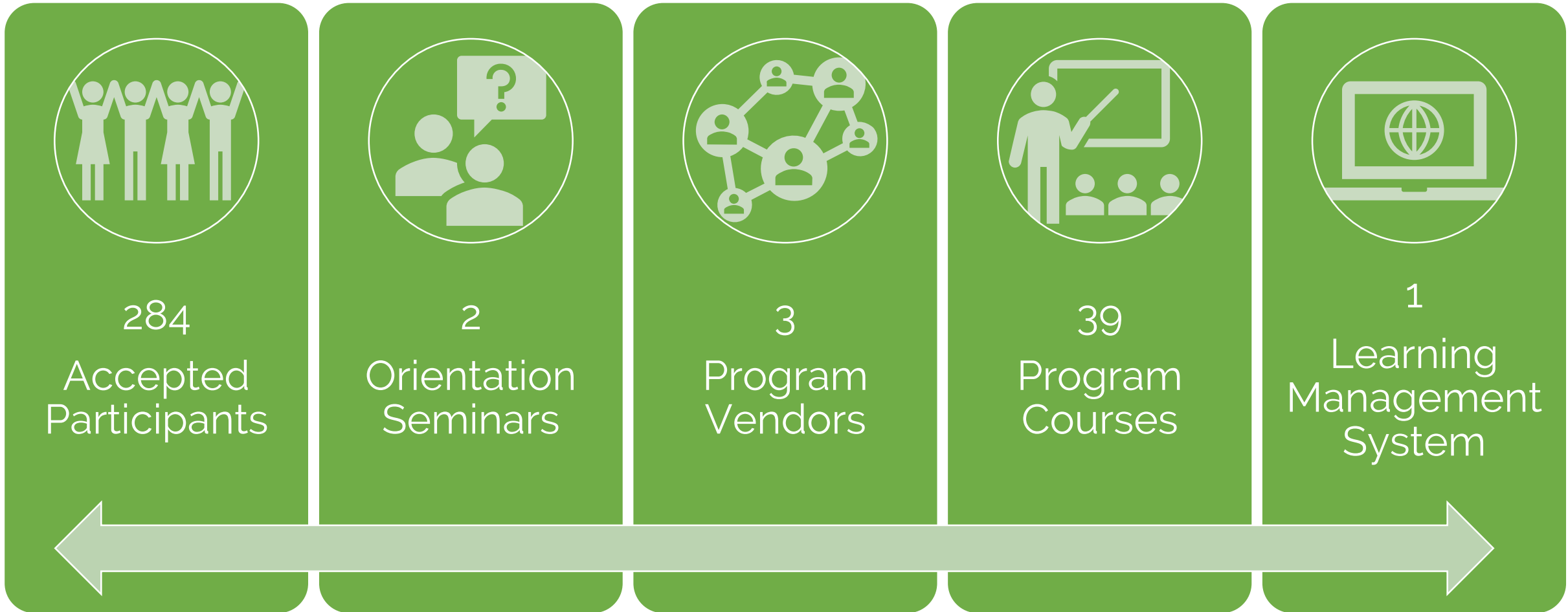
This includes
access to
exclusive license
types

Program

Streamlined
courses and
delivery; Reduced
number of
vendors

Implemented
Talent LMS

Social Equity Program: Cohort 2 Overview





Business the Chair did not
anticipate at the time of
agenda posting



Upcoming Meetings & Adjournment

Regulatory Calendar

July 20	August 3	August 6	August 14	September 10	September 24
<ul style="list-style-type: none">• Public meeting for vote on proposed regulations• Public comment period opens	<ul style="list-style-type: none">• Public Hearing on proposed regulations	<ul style="list-style-type: none">• Regularly scheduled monthly Commission meeting	<ul style="list-style-type: none">• End of public comment period	<ul style="list-style-type: none">• Regularly scheduled monthly Commission meeting	<ul style="list-style-type: none">• Public meeting for vote on final regulations



Additional Licensing Data

Licensing Applications | August 6, 2020

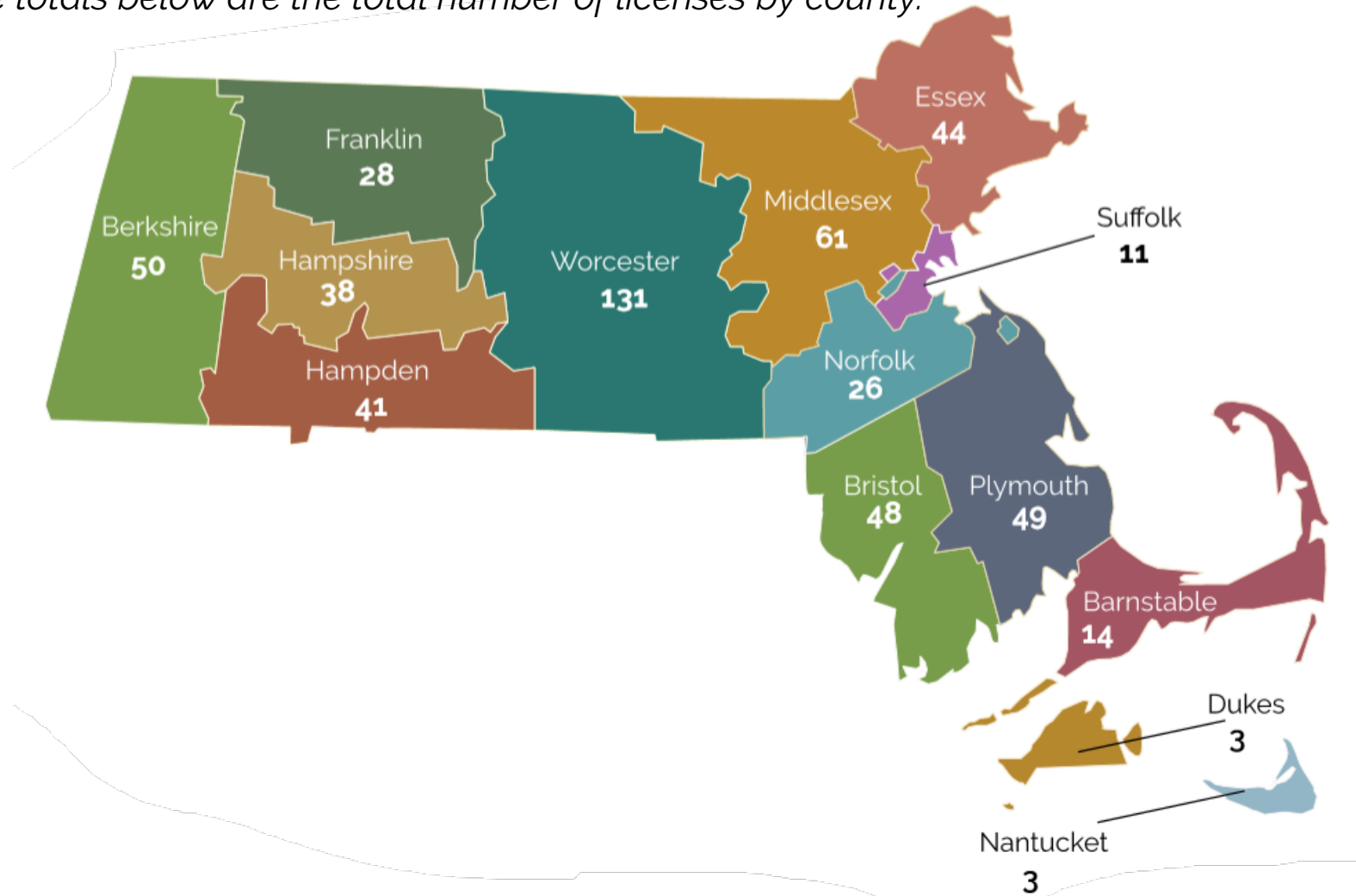
The totals below are applications that have submitted all four packets and are pending review.

Type	#
Craft Marijuana Cooperative	2
Delivery-Only Provisional License	1
Delivery-Only Pre-Certification (Part 1)	10
Independent Testing Laboratory	3
Marijuana Cultivator	81
Marijuana Microbusiness	5
Marijuana Product Manufacturer	60
Marijuana Research Facility	5
Marijuana Retailer	105
Marijuana Transporter with Other Existing ME License	2
Microbusiness Delivery Endorsement	1
Third Party Transporter	7
Total	282

Licensing Applications | August 6, 2020

The totals below are the total number of licenses by county.

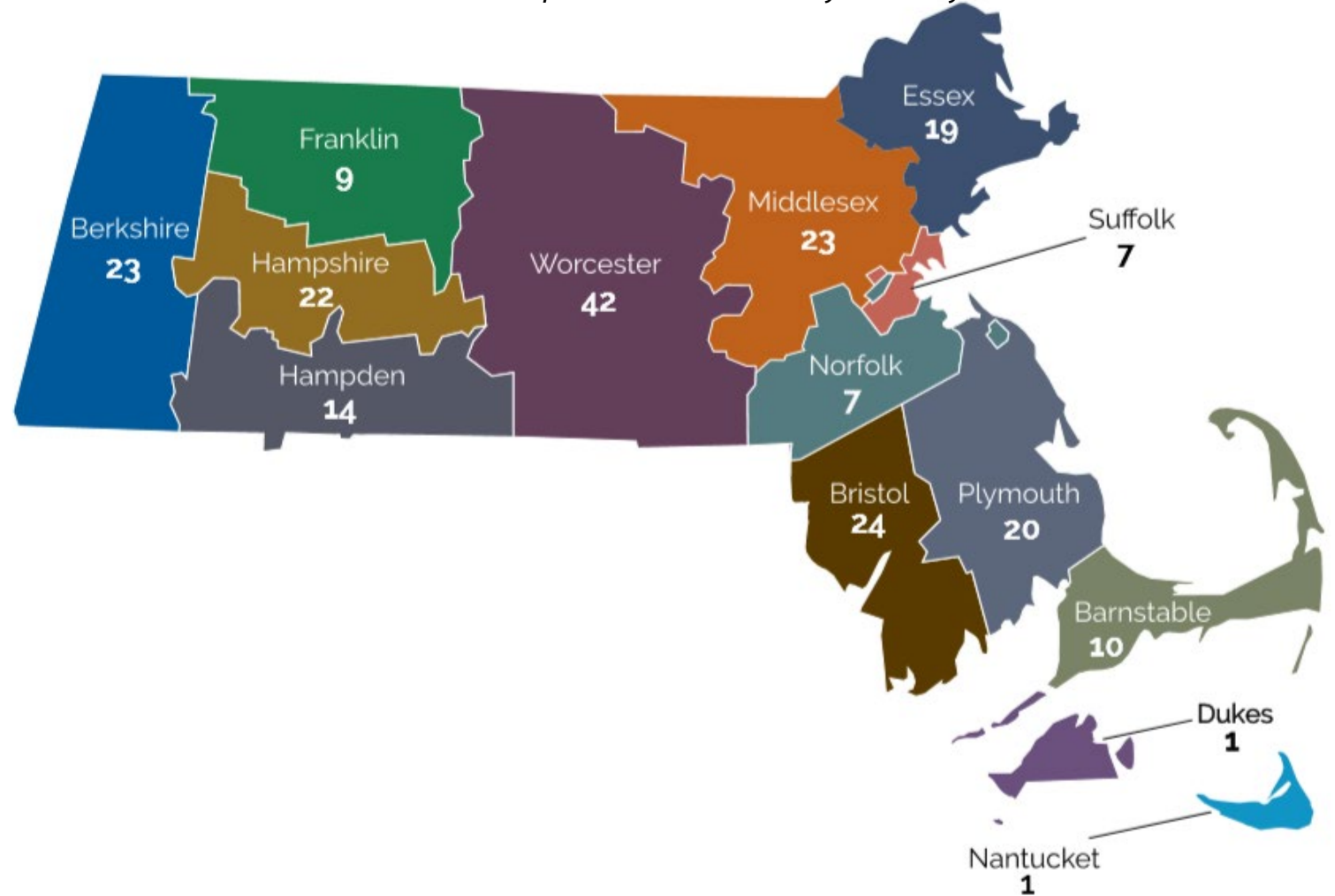
COUNTY	#	+/-
BARNSTABLE	14	+2
BERKSHIRE	50	+8
BRISTOL	48	+6
DUKES	3	+3
ESSEX	44	+4
FRANKLIN	28	+3
HAMPDEN	41	+10
HAMPSHIRE	38	+2
MIDDLESEX	61	+4
NANTUCKET	3	
NORFOLK	26	+4
PLYMOUTH	49	+1
SUFFOLK	11	
WORCESTER	131	+23
TOTAL	547	+70



Licensing Applications | August 6, 2020

The totals below are the total number of retail licenses by county.

COUNTY	#	+/-
BARNSTABLE	9	+1
BERKSHIRE	20	+3
BRISTOL	18	+6
DUKES	0	+1
ESSEX	19	
FRANKLIN	8	+1
HAMPDEN	9	+5
HAMPSHIRE	20	+2
MIDDLESEX	20	+3
NANTUCKET	1	
NORFOLK	5	+2
PLYMOUTH	20	
SUFFOLK	7	
WORCESTER	35	+7
TOTAL	191	+31



Licensing Applications | August 6, 2020

TYPE	PENDING APPLICATION	PRE-CERTIFIED/ ENDORSEMENT	INITIAL LICENSE DENIED	PROVISIONALLY APPROVED	PROVISIONAL LICENSE	FINAL LICENSE	COMMENCE OPERATION	T O T A L
Craft Marijuana Cooperative	2	-	0	0	1	0	0	3
Delivery-Only Provisional License (Part 2)	1	-	0	0	0	0	0	1
Delivery Pre-Certification (Part 1)	10	23	0	0	0	0	0	33
Independent Testing Laboratory	3	-	0	1	3	0	2	9
Marijuana Cultivator	81	-	2	21	103	11	32	250
Marijuana Microbusiness	5	-	0	4	7	0	2	18
Marijuana Product Manufacturer	60	-	1	18	79	6	29	193
Marijuana Research Facility	5	-	0	0	0	0	0	5
Marijuana Retailer	105	-	1	34	120	5	63	328
Marijuana Transporter with Other Existing ME License	2	-	0	2	1	0	2	7
Microbusiness Delivery	1	-	0	0	0	0	0	1
Third Party Transporter	7	-	0	0	0	0	1	8
Total	282	23	4	80	314	22	131	856

Adult Use Agent Applications | August 6, 2020

15,606 Total Agent Applications:

156
Total
Pending

- 142 Pending Establishment Agents
- 14 Pending Laboratory Agents
- 809 Withdrawn
- 1,439 Incomplete
- 265 Expired
- 3,929 Surrendered
- 9,008 Active

Of Total Pending:

- 35 not yet reviewed
- 109 CCC requested more information
- 12 awaiting third party response
- 0 Review complete; awaiting approval