

CANNABIS CONTROL COMMISSION
Public Meeting

June 13, 2019

1:00PM

Massachusetts State House
Room 222
24 Beacon Street
Boston, MA 02133

Agenda

- 1) Call to Order
- 2) Chairman's Comments & Updates
- 3) Minutes from April 25 and April 26, 2019
- 4) Executive Director's Report
 - a. Job Description: Associate Enforcement Counsel
 - b. License and Registration Applications
- 5) Staff Recommendation on Change of Ownership Applications
 - a. New England Treatment Access, LLC
- 6) Staff Recommendations on Final Licenses
 - a. Late Spring, Inc. D/B/A Gage Cannabis Company (# MR281248), Retail
 - b. Sanctuary Medicinals, Inc. (# RMD 1127), Vertically Integrated Medical Marijuana Treatment Center/RMD

Agenda Continued

- 7) Staff Recommendations on Provisional License Applications
 - a. I.N.S.A., Inc. (# MRN281892), Retail
 - b. LC Square, LLC (# MCN281717), Cultivation – Tier 3/Indoor
 - c. Sira Natural, Inc. (#MCN282015), Cultivation – Tier 3/Indoor
 - d. KT Capital, Group, LL, Vertically Integrated Medical Marijuana Treatment Center/RMD
- 8) Commission Discussion and Votes
 - a. Procurement Threshold—Delegation
 - b. Financial Investigation RFR
 - c. Enforcement Action Settlement
- 9) New Business that the Chairman did not anticipate at time of posting
- 10) Next Meeting Date

Licensing Applications | June 13, 2019

- 3,570 Total Applications
- 430 Pending (At least 1 Part of Application)
- 284 Withdrawn
- 2,684 Incomplete
- 1 Denied
- 171 Approved

The totals are distinct license numbers that have submitted at least one of the packets related to getting a license (App of Intent, Background, Management/Ops, Payment)

Type	#
Craft Marijuana Cooperative	6
Independent Testing Laboratory	5
Marijuana Cultivator	117
Marijuana Microbusiness	20
Marijuana Product Manufacturer	68
Marijuana Research Facility	6
Marijuana Retailer	188
Marijuana Transporter with Other Existing ME License	6
Third Party Transporter	14
Total	430

Licensing Applications | June 13, 2019

435 Applications Under Review

The totals below are distinct license numbers that have submitted all required packets.

Type	#	+/-
Craft Marijuana Cooperative	2	
Independent Testing Laboratory	6	
Marijuana Cultivator	131	+5
Marijuana Microbusiness	12	
Marijuana Product Manufacturer	100	+4
Marijuana Research Facility	5	
Marijuana Retailer	172	+5
Marijuana Third-Party Transporter	3	
Marijuana Transporter with Other Existing ME License	4	
Total	435	+14

RMD Priority: 185

Economic Empowerment Priority: 10

General Applicant: 240

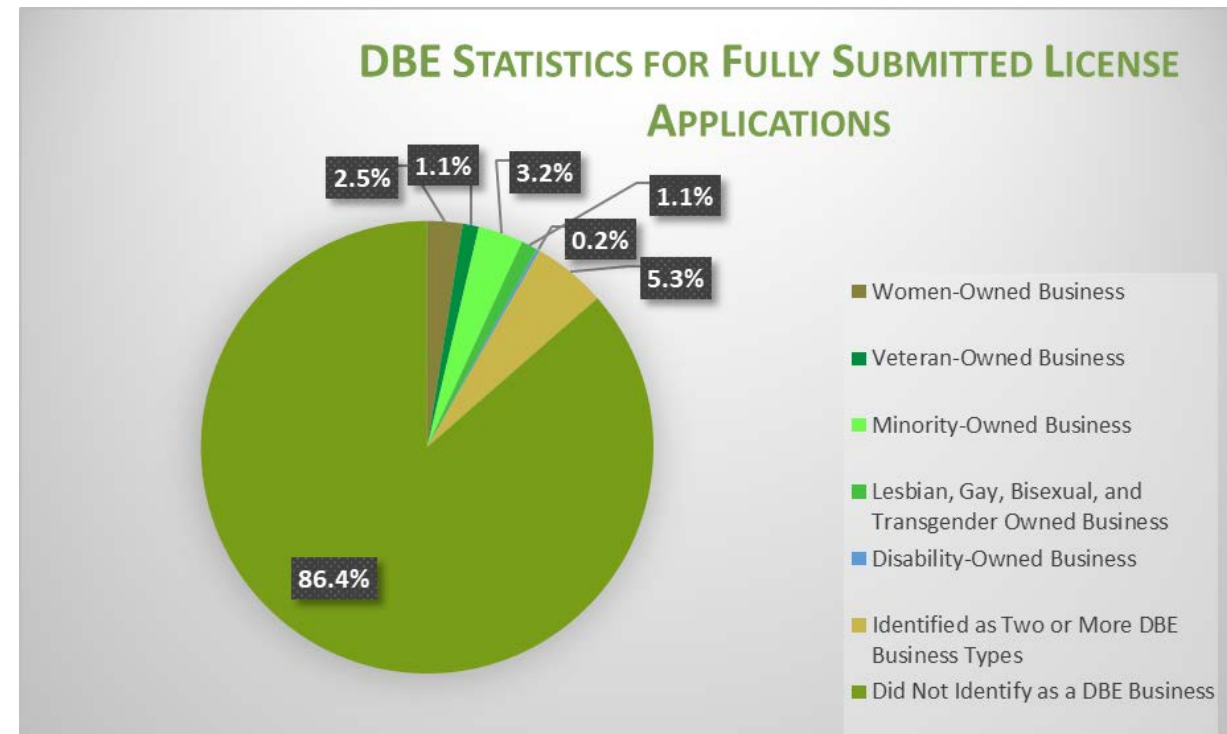
The 435 applications represent 234 separate entities

Licensing Applications | June 13, 2019

Disadvantaged Business Enterprise (DBE) Statistics

The totals below are distinct license numbers that have submitted all required packets.

Type	#	% of Group
Women-Owned Business	11	2.5
Veteran-Owned Business	5	1.1
Minority-Owned Business	14	3.2
Lesbian Gay, Bisexual, and Transgender Owned Business	5	1.1
Disability-Owned Business	1	0.2
Identified as Two or More DBE Business Types	23	5.3
Did Not Identify as a DBE Business	376	86.4
Total	435	100.0



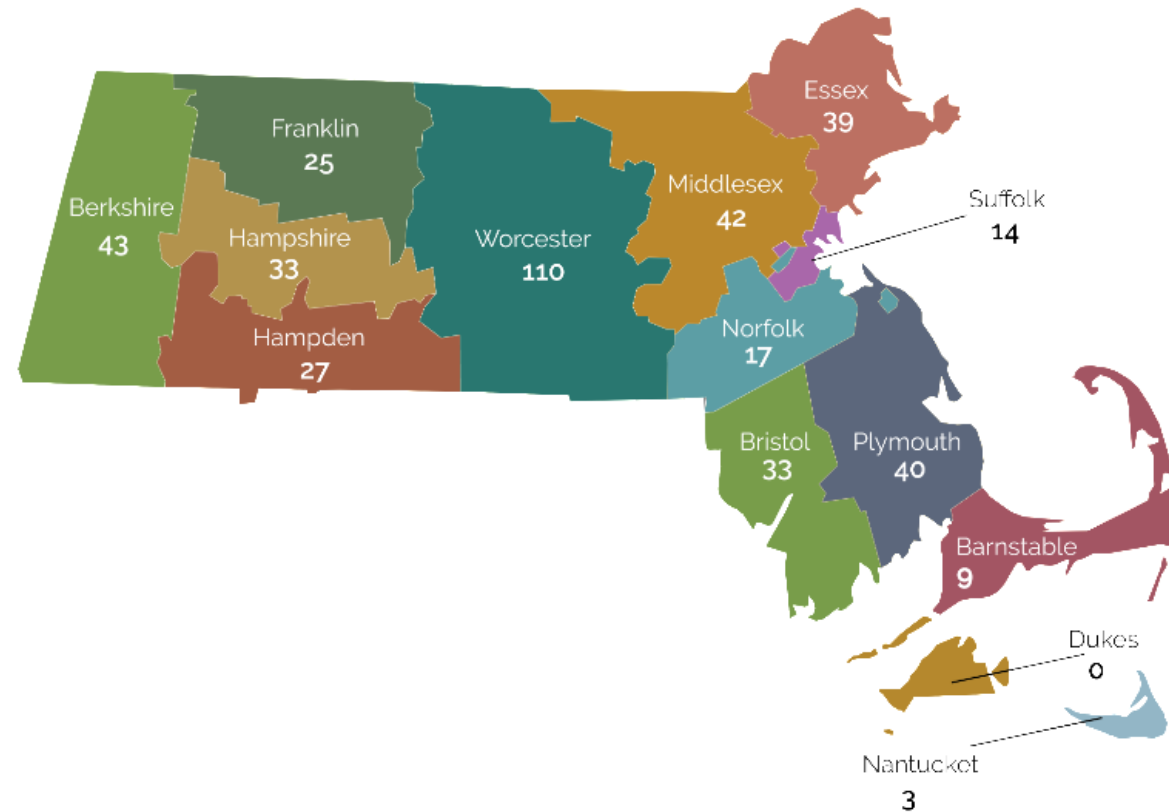
Licensing Applications | June 13, 2019

Status	#
Application Submitted: Awaiting Review	144
Application Reviewed: More Information Requested	74
Application Deemed Complete: Awaiting 3 rd Party Responses	42
All Information Received: Awaiting Staff Recommendation	3
Applications Considered by Commission	172
Total	435



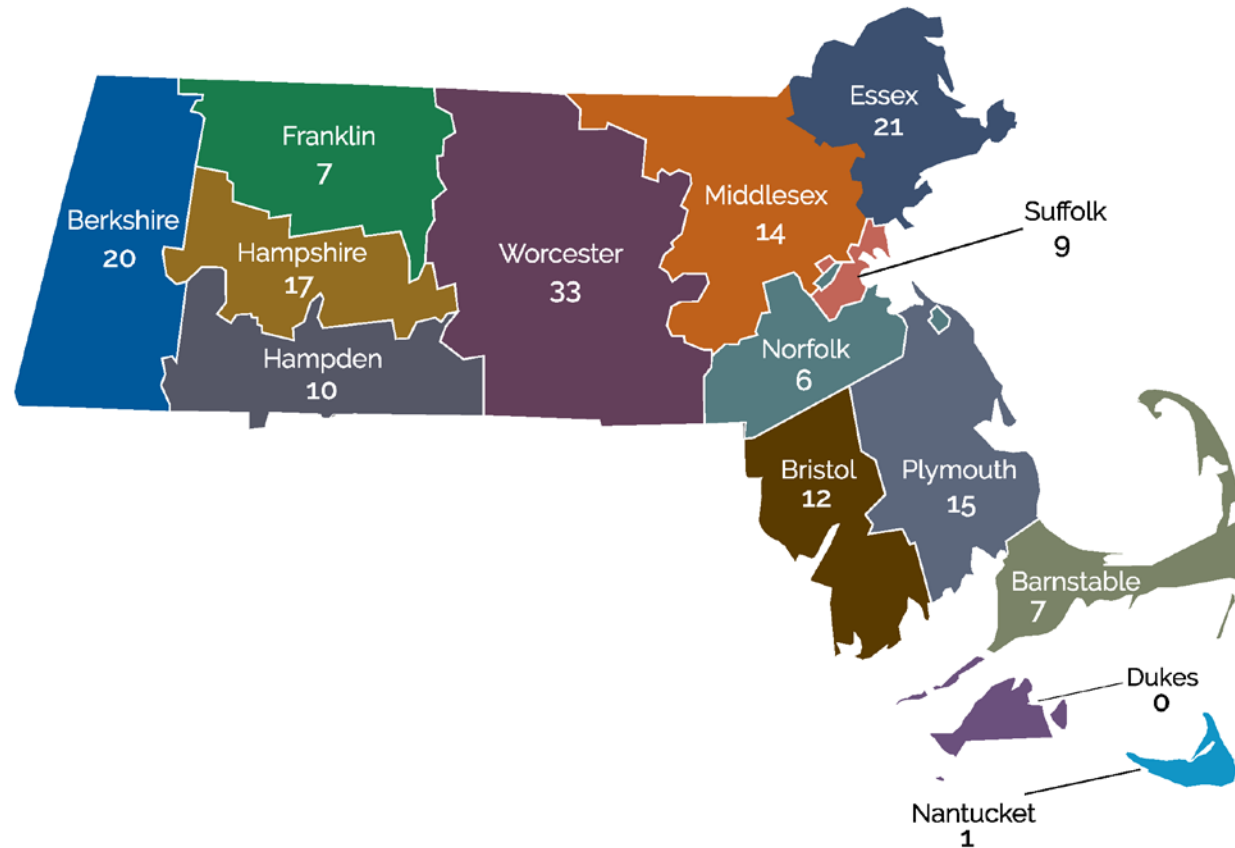
Licensing Applications | June 13, 2019

County	+/-
Barnstable	+1
Berkshire	
Bristol	
Dukes	
Essex	+2
Franklin	+2
Hampden	
Hampshire	+3
Middlesex	
Nantucket	
Norfolk	
Plymouth	+2
Suffolk	
Worcester	+4
Total	+14



Retail Applications | June 13, 2019

County	+/-
Barnstable	+1
Berkshire	
Bristol	
Dukes	
Essex	
Franklin	
Hampden	
Hampshire	
Middlesex	
Nantucket	
Norfolk	
Plymouth	+2
Suffolk	
Worcester	+2
Total	+5



Adult Use Agent Applications | June 13, 2019

5,939 Total Agent Applications:

- 468
Total
- 465 Pending Establishment Agents
 - 3 Pending Laboratory Agents
 - 342 Withdrawn
 - 760 Incomplete
 - 373 Surrendered
 - 3,996 Active

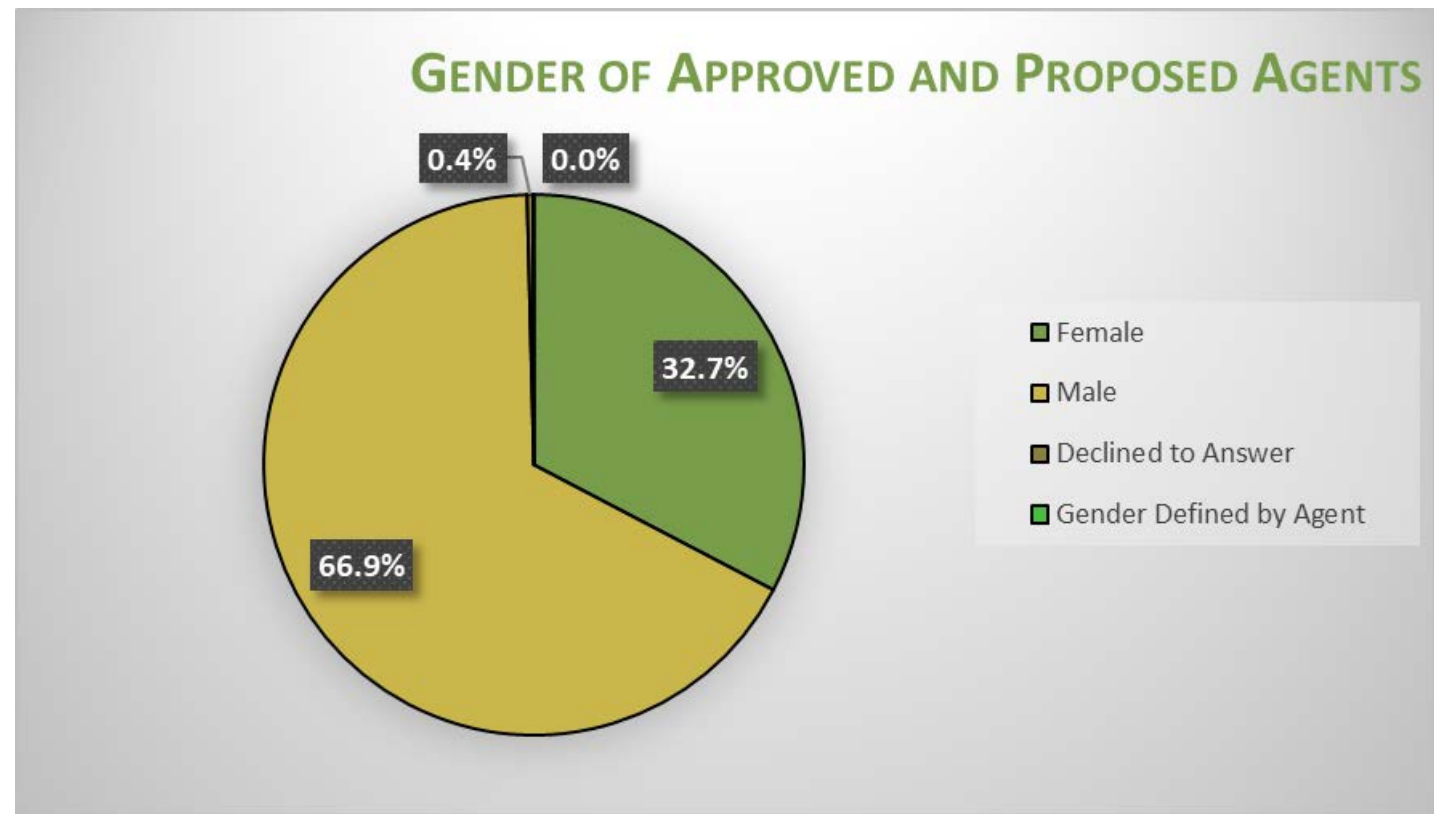
Of Total Pending:

- 365 not yet reviewed
- 102 CCC requested more information
- 1 awaiting third party response
- 0 Review complete; awaiting approval

Agent Applications | June 13, 2019

Demographics of Approved and Pending Agents

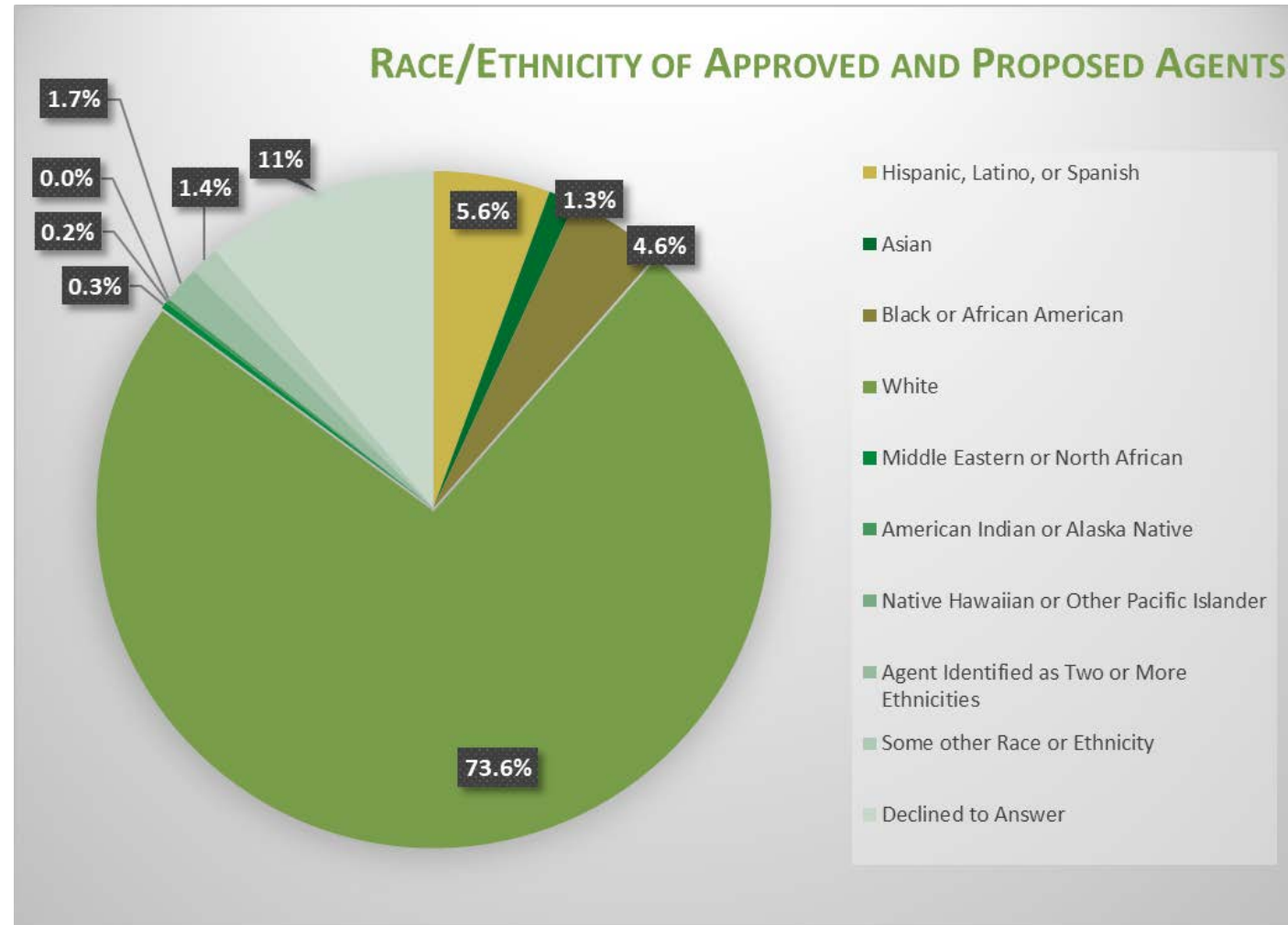
Gender	#	%
Female	1458	32.7
Male	2988	66.9
Declined to Answer	16	0.4
Gender Defined by Applicant	2	0.0
Total	4464	100.0



Agent Applications | June 13, 2019

Demographics of Approved and Pending Agents

Race/Ethnicity	#	%
Hispanic; Latino; Spanish	250	5.6
Asian	58	1.3
Black; African American	205	4.6
White	3287	73.6
Middle Eastern; North African	14	0.3
American Indian; Alaska Native	9	0.2
Native Hawaiian; Other Pacific Islander	2	0.0
Identified as Two or More Ethnicities	78	1.7
Other Race or Ethnicity	62	1.4
Declined to Answer	499	11.2
Total	4464	100.0



MMJ Licensing Data | June 13, 2019

MTC License Applications	#
Pending-Application of Intent Stage	32
Pending-Management and Operations Profile Stage	10
Pending-Siting Profile Stage	21
Application Expired	89
Application Withdrawn	3
Total	155

MTC Licenses	#
Provisional	105
Final	4
Commence Operations	50
License Expired	3
Total	162

MMJ Agent and Program Data | June 13, 2019

MTC Agent Applications	#
Pending-MTC Agent Applications	85
Pending-Laboratory Agents	1
Revoked	3
Surrendered	1,836
Active	4,019
Total	5,944

MTC Program	#
Certified Patients	67,399
Certified Active Patients	64,008
Certified Caregivers	6,650
Registered Certifying Clinicians	302

Social Equity Program Orientation Seminar
Saturday June 1, 2019
Blackstone Heritage Corridor Visitor Center at Worcester

17

**Accepted
Applicant
Attendees**

1

**2 hr Business
Planning
Session**

2

**Panels on
Industry and
Networking**

4

**Presentations from
Staff**

8

**Hours of
Programming**

1st

**Statewide Social
Equity Program in the
Nation Kicked Off**

Social Equity Program Application | June 13, 2019

Applications	#
Approved	42
Reopened (Review pending resubmission)	115
Complete and pending review	214
Incomplete	296
Total to date	667

Completed Application Breakdown	#	%
Female	79	36.91 %
Male	133	62.15 %
Declined to Answer (Gender)	1	0.47 %
User Defined Gender	1	0.47 %
Farmer	16	7.48 %
Veteran	10	4.67 %
EEA Recipient	19	8.88 %
American Indian or Alaska Native	1	0.47 %
Asian	2	0.93 %
Black or African American	104	48.6 %
Hispanic, Latino, or Spanish	25	11.68%
White	39	18.22 %
Two or more	29	13.55 %
Other	4	1.87 %
Decline to answer	10	4.67 %

Social Equity Program Application | June 13, 2019

Applications	#
Approved	42
Reopened (Review pending resubmission)	115
Complete and pending review	214
Incomplete	296
Total to date	667



Completed Application Track Breakdown	#	%
Entrepreneurial	150	
Craft Marijuana Cooperative	2	
Marijuana Cultivation	4	
Marijuana Microbusiness	3	70.09
Marijuana Product Manufacturer	2	%
Marijuana Retailer	19	
Third Party Marijuana Transporter	4	
Two or More (includes all license types)	114	
I do not expect to seek a license in the future	2	
Re-entry, Entry	23	
Retail	8	10.75
Cultivation	11	%
Testing	2	
Product Manufacturing	2	
Core	20	9.35%
Ancillary	21	9.81%

Draft - For Discussion Purposes Only

Social Equity Applications | June 13, 2019

Demographics of Pending Social Equity Applications: Entrepreneur Track

Race/Ethnicity	#
Hispanic; Latino; Spanish	18
Asian	2
Black; African American	71
White	23
Middle Eastern; North African	0
American Indian; Alaska Native	0
Native Hawaiian; Other Pacific Islander	0
Identified as Two or More Ethnicities	23
Other Race or Ethnicity	3
Declined to Answer	10
Total	150

Gender	#
Male	95
Female	53
Declined to Answer	1
User Defined Gender	1
Total	150

Social Equity Applications | June 13, 2019

Demographics of Pending Social Equity Applications: Re-entry/Entry Track

Race/Ethnicity	#
Hispanic; Latino; Spanish	3
Asian	0
Black; African American	14
White	4
Middle Eastern; North African	0
American Indian; Alaska Native	0
Native Hawaiian; Other Pacific Islander	0
Identified as Two or More Ethnicities	2
Other Race or Ethnicity	0
Declined to Answer	0
Total	23

Gender	#
Male	14
Female	9
Total	23

Social Equity Applications | June 13, 2019

Demographics of Pending Social Equity Applications: Core Track

Race/Ethnicity	#
Hispanic; Latino; Spanish	1
Asian	0
Black; African American	11
White	5
Middle Eastern; North African	0
American Indian; Alaska Native	0
Native Hawaiian; Other Pacific Islander	0
Identified as Two or More Ethnicities	2
Other Race or Ethnicity	1
Declined to Answer	0
Total	20

Gender	#
Male	12
Female	8
Total	20

Social Equity Applications | June 13, 2019

Demographics of Pending Social Equity Applications: Ancillary Track

Race/Ethnicity	#
Hispanic; Latino; Spanish	3
Asian	0
Black; African American	8
White	7
Middle Eastern; North African	0
American Indian; Alaska Native	1
Native Hawaiian; Other Pacific Islander	0
Identified as Two or More Ethnicities	2
Other Race or Ethnicity	0
Declined to Answer	0
Total	21

Gender	#
Male	12
Female	9
Total	21

Staff Recommendations on Change of Ownership Applications

- a. New England Treatment Access, LLC

Staff Recommendations on Final Licenses

- a. Late Spring, Inc. D/B/A Gage Cannabis Company (# MR281248), Retail
- b. Sanctuary Medicinals, Inc. (# RMD 1127), Vertically Integrated Medical Marijuana Treatment Center/RMD

Staff Recommendations on Provisional Licenses

- a. I.N.S.A., Inc. (# MRN281892), Retail
- b. LC Square, LLC (# MCN281717), Cultivation – Tier 3/Indoor
- c. Sira Natural, Inc. (#MCN282015), Cultivation – Tier 3/Indoor
- d. KT Capital, Group, LL, Vertically Integrated Medical Marijuana Treatment Center/RMD

Commission Discussion and Votes

- a. Procurement Threshold – Delegation
- b. Financial Investigation RFR
- c. Enforcement Action – Agreement

Upcoming Public Meetings

June 25, 2019

- 10:00 AM
- Department of Transportation
- 10 Park Plaza, Boston, MA

June 26, 2019 (tentative)

- 10:00 AM
- Massachusetts Gaming Commission
- 101 Federal Street, 12th Fl., Boston, MA

June 27, 2019

- 10:00 AM
- Location TBD