



Cannabis Control Commission

Monthly Public Meeting

May 7, 2020 at 10:00 a.m. via Microsoft Teams Live

Agenda

1. Call to Order
2. Chairman's Comments and Updates
3. Minutes for Approval
4. Executive Director's Report
5. Staff Recommendations on Changes of Ownership
6. Staff Recommendations on Changes of Location
7. Staff Recommendations on Renewals
8. Staff Recommendations on Final Licenses
9. Staff Recommendations on Provisional Licenses
10. Commission Discussion and Votes
11. New Business that the Chair did not Anticipate at the Time of Posting
12. Next Meeting Date
13. Adjournment



Executive Director's Report

Highlights from Licensing Data*


- 32 applications awaiting first review
- 40 applications awaiting staff recommendation
- 141 applications awaiting 3rd party responses
- 72,502 certified, active patients in April
 - Up from 63,720 in March (just under 14% increase)

*Full data available at the end of slide presentation



Update: Progress on Executive Director's Goals

- November 7, 2019- Goals Assigned
- Of the 10 goals:
 - 3 goals are 100% complete
 - 2 of 10 goal are 75% complete
 - 3 of 10 goals are 50% complete
 - 1 of 10 goals is 25% complete
 - 1 of 10 goals not yet started



1

- Improve efficiencies in the Commission's licensing process to secure initial evaluation for completeness within 60 days of 4-packet submission.

50%
Complete

2

- Develop mechanisms to intake, acknowledge, and assign inquiries from all constituents and stakeholders within 24 hours of receipt. Response, or at the very least update, to occur within next 24 hours.

50%
Complete

3

- Patient registrations, including renewals, processed and evaluated within 1 week of submission.

100%
Complete

4

- a) Develop, submit, and secure a Fiscal Year 2021 budget proposal that identifies and meets Commission's mission statement, strategic goals, and needs of overseeing a safe and equitable industry.
- b) Develop and execute a spending plan, within the allotted appropriations, that maintains sufficient and adequate Commission operations.

75%
Complete

5

- Successfully develop and deploy a complete, enterprise-wide case management system to record complete system records of applicants and licensees, including, but not limited to, field interactions, interview/discussion notes, licensee notices, and other filings.

100%
Complete

6

- Implement a system for employee performance evaluations with identifiable goals and metrics while providing opportunities for periodic progress and feedback.

25%
Complete

7

- In cooperation with relevant department heads, develop and execute against a 2-year staffing plan that meets the expected operational needs and growth of the Commission.

Not Started

8

- Institute an annual survey to evaluate employee satisfaction.

50%
Complete

9

- Develop and institute an employee handbook that balances the Commission's mission of building a world-class agency and creating a great place to work while installing clear and manageable operational policies and procedures.

100%
Complete

10

- Continue to anticipate and meet all legislatively mandated deadlines for filing and reporting.

75%
Complete

Update: Inspections

- The Commission is in the process of piloting and scheduling virtual inspections
- The Commission and licensee will mutually agree to the virtual inspection and will use real-time, video and audio access.
- Inspections may include a virtual component and onsite visit depending on the complexity of the case and safety considerations.
- All virtual inspections will require a subsequent in-person inspection once it is reasonably safe to do so.
- At least two investigators/compliance officers participating; one lead, one note taker.
- Re-inspections, vehicle inspections, post final license inspections, and others that may be feasible through consultation with investigators and compliance officers.
- This is a pilot that we intend to learn from and modify accordingly after we gather experience, insight, and solicit feedback.
- Outdoor cultivation to proceed through normal course with proper social distancing and other safety precautions strictly adhered to.





Staff Recommendations on Licensure


Staff Recommendations: Changes of Ownership

- Baked Bean, LLC
- Caregiver-Patient Connection, LLC
- Grass Appeal, LLC
- Mass Yield Cultivation, LLC
- Nova Farms, LLC




Staff Recommendations: Changes of Location

a. Liberty Compassion, Inc.




Staff Recommendations: Renewals

- a. Native Sun Wellness, Inc. (#MP281433)
- b. Native Sun Wellness, Inc. (#MR281800)
- c. Nature's Remedy of Massachusetts, Inc. (#MR282049)
- d. Eagle Eyes Transport, Inc. (#MT281320)
- e. Mayflower Medicinals, Inc. (#MC281343)
- f. Mayflower Medicinals, Inc. (#MP281480)
- g. In Good Health, Inc. (#MR282468)
- h. Mayflower Medicinals, Inc. (#MR281256)
- i. Solar Therapeutics (#MR281817)



Staff Recommendations: Renewals

- j. Bud's Goods & Provisions Corp. (#MR281774)
- k. Bud's Goods & Provisions Corp. (#MR282319)
- l. The Botanist, Inc. (#RMD-1225)
- m. Silver Therapeutics, Inc.
- n. Briarleaf, LLC
- o. New England Treatment Access, LLC (#RMD-185)
- p. New England Treatment Access, LLC (#RMD-125)
- q. Fidelity Wellness Center, Inc.
- r. Ermont, Inc. (#RMD-225)
- s. Healthy Pharms (#RMD-285)



Staff Recommendations: Final Licenses

- a. Caregiver-Patient Connection, LLC. (#MC282237) Cultivation, Tier 2/Indoor
- b. Ipswich Pharmaceutical Associates, Inc. d/b/a Fine Fettle (#MC281749) Cultivation, Tier 2/Outdoor
- c. Silver Therapeutics, Inc. (#MR281910), Retail
- d. Alternative Therapies Group (#RMD-1528)
- e. Alternative Therapies Group (#RMD-1530)



Staff Recommendations: Provisional Licenses

- a. Atlantic Farms, LLC. (#MCN281975) Cultivation, Tier 7/Outdoor
- b. B Leaf Wellness Centre, LLC. (#MRN281356), Retail
- c. Cypress Tree Management, Inc. (#MRN282803), Retail
- d. EOS-Bittersweet, LLC. (#MCN282296) Cultivation, Tier 2/Indoor
- e. Fernway, LLC. (#MPN281661), Product Manufacturing
- f. Galil Greenery, LLC (#MRN281978), Retail
- g. Ganesh Wellness, Inc. (#MPN281634), Product Manufacturing
- h. Ganesh Wellness, Inc. (#MRN282519), Retail
- i. Green Meadows Farm, LLC (#MRN282316), Retail



Staff Recommendations: Provisional Licenses

- j. Green Stratus Corp (#MRN282256), Retail
- k. Green World, LLC. d/b/a Green Heart (#MRN281939), Retail
- l. Grow Team Gardens (#MBN281521), Microbusiness
- m. Heal Provincetown, Inc. (#MRN282621), Retail
- n. High Hawk Farm, LLC (#MCN282412), Cultivation, Tier 11/Outdoor
- o. HumboldtEast, LLC (#MCN282004), Cultivation, Tier 3/Indoor
- p. Hyecorp, LLC d/b/a Green Star (#MRN282460), Retail
- q. Jamaco, LLC (#MCN282136), Cultivation, Tier 2/Indoor
- r. LMCC, LLC (#MRN282796), Retail



Staff Recommendations: Provisional Licenses

- s. Lynn Organics, LLC (#MRN282618), Retail
- t. Major Bloom, LLC (#MRN283033), Retail
- u. Mantis Management Group, LLC (#MCN281390), Cultivation, Tier 1/Indoor
- v. Mantis Management Group, LLC (#MPN281550), Product Manufacturing
- w. Mederi, Inc. (#MCN282059), Cultivation, Tier 2/Indoor
- x. Munro Associates, LLC d/b/a The Vault (#MRN282527), Retail
- y. Munro Associates, LLC d/b/a The Vault (#MRN282604), Retail
- z. Munro Associates, LLC d/b/a The Vault (#MRN282814), Retail
- aa. Nature's Embrace, Inc. (#MRN282669), Retail



Staff Recommendations: Provisional Licenses

- bb. Northampton Enterprises, Inc. (#MRN282356), Retail
- cc. Ocean Breeze Cultivators, LLC (#MCN281908), Cultivation, Tier 3/Indoor
- dd. Ocean Breeze Cultivators, LLC (#MPN281663), Product Manufacturing
- ee. Peak Limited, LLC (#MCN281941), Cultivation, Tier 2/Indoor
- ff. Peak Limited, LLC (#MPN281400), Product Manufacturing
- gg. Spencer House, LLC d/b/a Canna Corner (#MRN281885), Retail
- hh. The High End Chocolate Company, LLC d/b/a The High End (#MCN281364), Cultivation, Tier 4/Indoor
- ii. Top Shelf Cannaseurs, LLC (#MCN281604), Cultivation, Tier 3/Indoor
- jj. Top Shelf Cannaseurs, LLC (#MPN281435), Product Manufacturing



Staff Recommendations: Provisional Licenses

kk. ToroVerde (Massachusetts) III, Inc. (#MRN282629), Retail
ll. ToroVerde (Massachusetts) II, Inc. (#MRN282320), Retail
mm. ToroVerde (Massachusetts), Inc. (#MRN282601), Retail





Commission Discussion & Votes

Economic Relief for Adult-Use Licensees

- Consideration of Renewal Extensions
- Motion



Policy Vote & Update: Delivery & Pre-Certification

- Update from ED on application
- Commission Discussion
- Motion



Minimum Equity Threshold

- Commission discussion





Next Meeting Date:
June 4, 2020
Location TBD



Licensing Data

Licensing Applications | May 7, 2020

The totals below are applications that have submitted all four packets and are pending review.

Type	#
Craft Marijuana Cooperative	2
Independent Testing Laboratory	5
Marijuana Cultivator	117
Marijuana Microbusiness	7
Marijuana Product Manufacturer	84
Marijuana Research Facility	4
Marijuana Retailer	165
Marijuana Transporter with Other Existing ME License	4
Third Party Transporter	6
Total	394

Licensing Applications | May 7, 2020

The totals below are all license applications received to date.

Type	#
Pending (All 4 packets submitted)	394
Withdrawn	519
Incomplete (Less than 4 packets submitted)	4,311
Denied	4
Approved	382
Total	5,610

Licensing Applications | May 7, 2020

The totals below are number of licenses approved by category.

Type	#
Craft Marijuana Cooperative	1
Independent Testing Laboratory	3
Marijuana Cultivator	118
Marijuana Microbusiness	10
Marijuana Product Manufacturer	95
Marijuana Research Facility	0
Marijuana Retailer	151
Marijuana Third Party Transporter	1
Marijuana Transporter with Other Existing ME License	3
Total	382

Licensing Applications | May 7, 2020

The totals below are number of licenses approved by stage.

Type	#
Provisionally Approved	61
Provisional License	184
Final License	32
Commence Operations	105
Total	382

Provisionally approved means approved by the Commission but has not submitted license fee payment yet – provisional license has not started

Licensing Applications | May 7, 2020

Status	#
Application Submitted: Awaiting Review	32
Application Reviewed: More Information Requested	181
Application Deemed Complete: Awaiting 3 rd Party Responses	141
All Information Received: Awaiting Staff Recommendation	40
Applications Considered by Commission	386
Total	780



Licensing Applications | May 7, 2020

The totals below are distinct license numbers that have submitted all required packets.

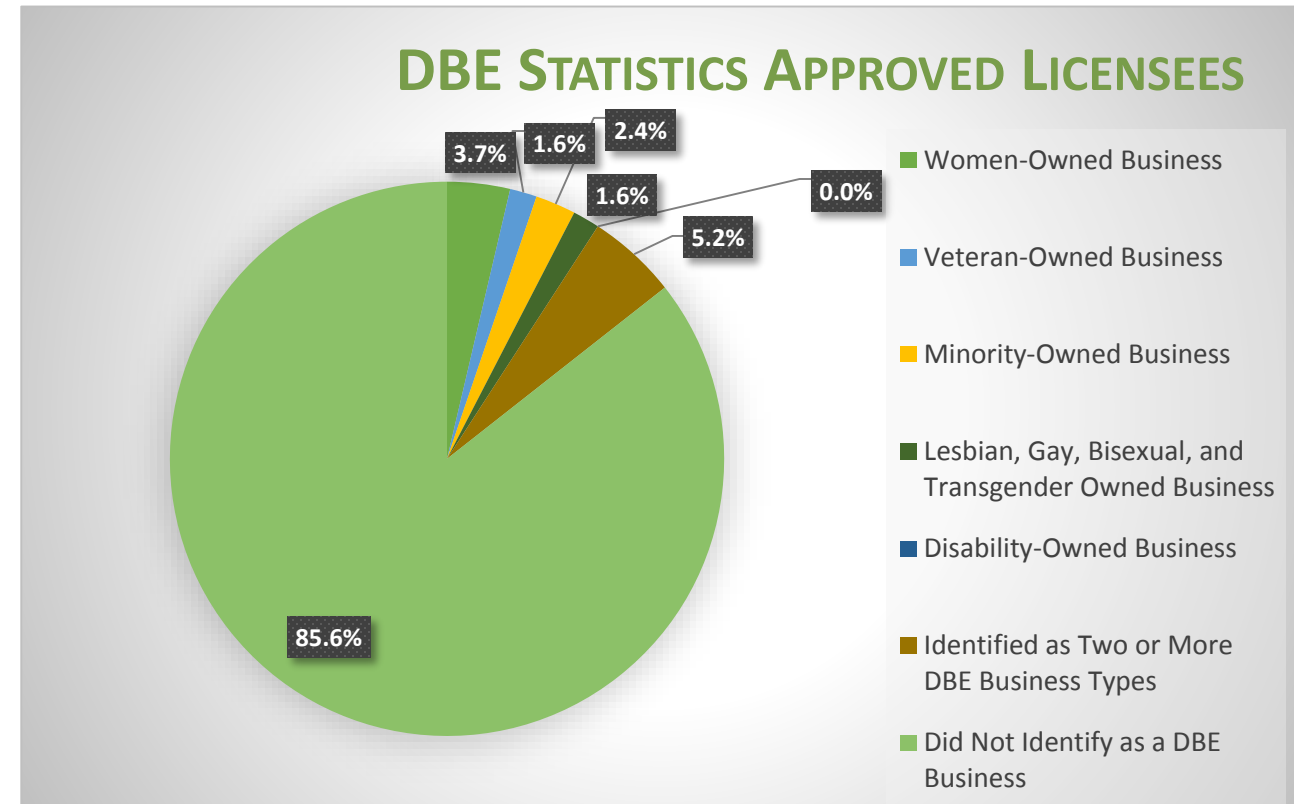
The 780 applications represent 412 separate entities

Type	#
RMD Priority	237
Economic Empowerment Priority	30
Expedited Review	104
General Applicant	409
Total	780

Expedited Applications	
Expedited: License Type	19
Expedited: Social Equity Participant	15
Expedited: Disadvantaged Business Enterprise	60
Expedited: Two or More Categories	10
Total	104

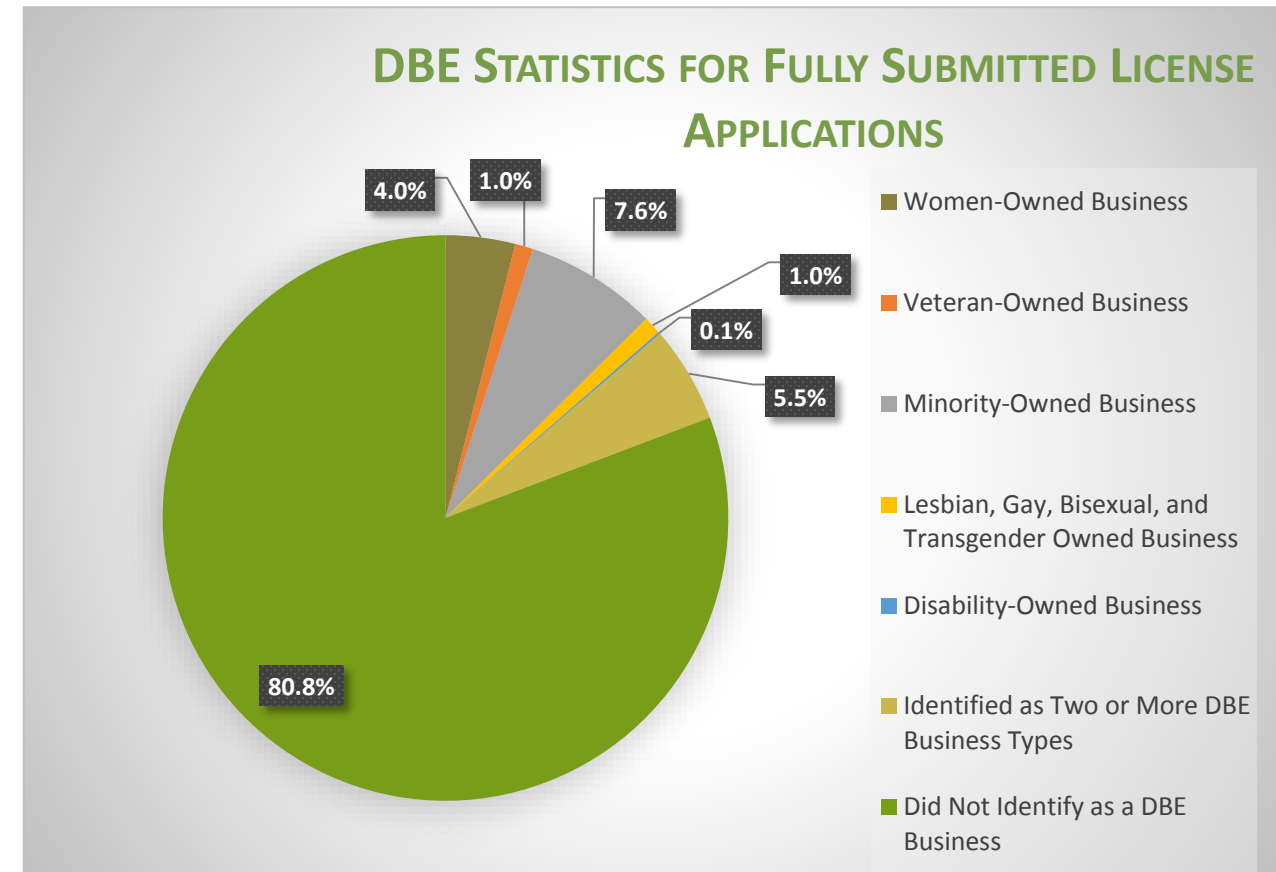
Disadvantaged Business Enterprise Statistics for Approved Licensees

Type	#	% of Group
Women-Owned Business	14	3.7%
Veteran-Owned Business	6	1.6%
Minority-Owned Business	9	2.4%
Lesbian, Gay, Bisexual, and Transgender Owned Business	6	1.6%
Disability-Owned Business	0	0%
Identified as Two or More DBE Business Types	20	5.2%
Did Not Identify as a DBE Business	327	85.6%
Total	780	100%



Disadvantaged Business Enterprise (DBE) Statistics for Fully Submitted License Applications

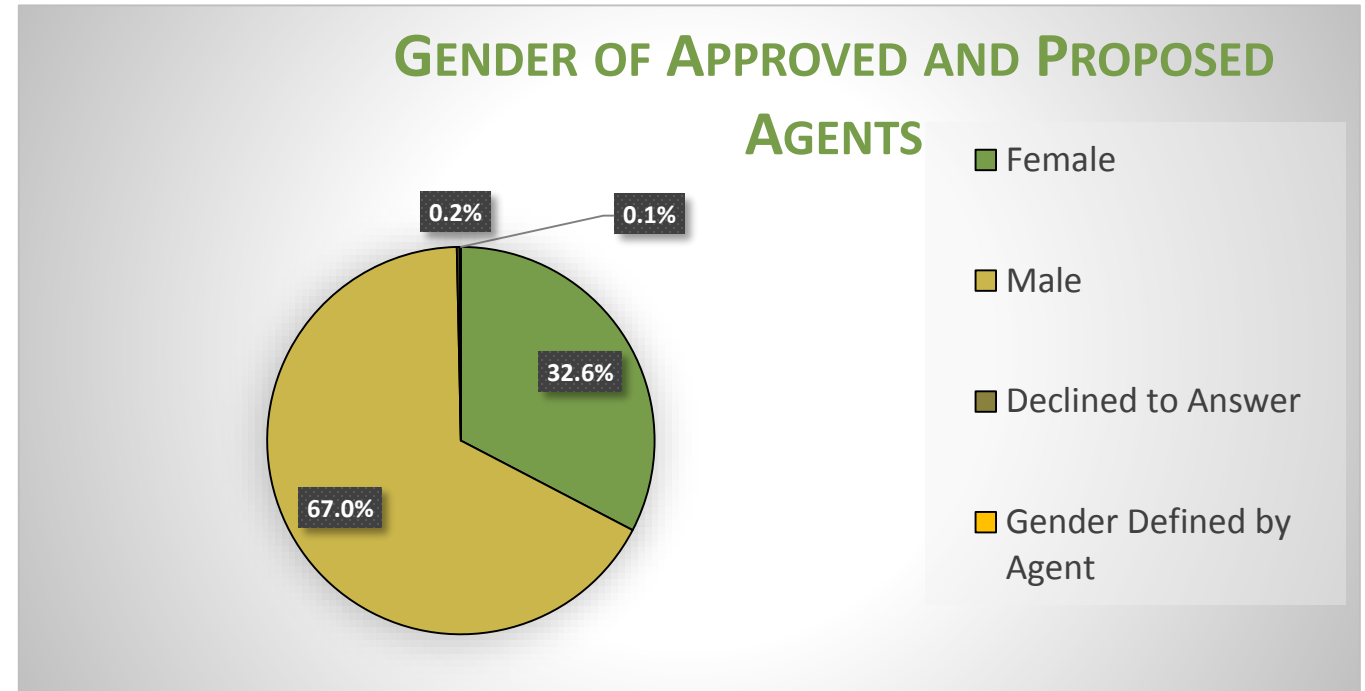
Type	#	% of Group
Women-Owned Business	31	4%
Veteran-Owned Business	8	1%
Minority-Owned Business	59	7.6%
Lesbian, Gay, Bisexual, and Transgender Owned Business	8	1%
Disability-Owned Business	1	0.1%
Identified as Two or More DBE Business Types	43	5.5%
Did Not Identify as a DBE Business	630	80.8%
Total	780	100%



Agent Applications | May 7, 2020

Demographics of Approved and Pending Agents

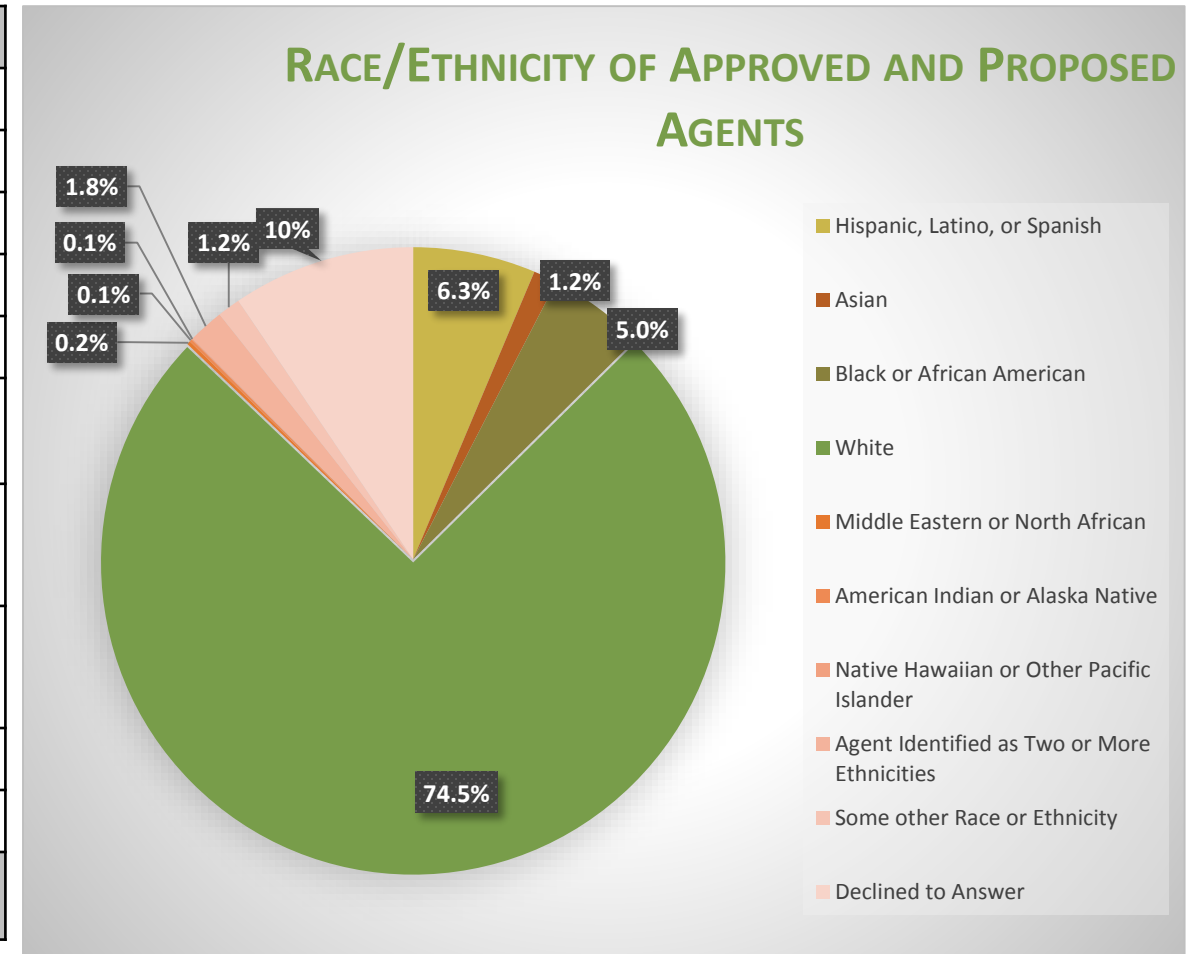
Gender	#	%
Female	2,705	32.6%
Male	5,552	67%
Declined to Answer	19	0.2%
Gender Defined by Applicant	9	0.1%
Total	8,285	100%



Agent Applications | May 7, 2020

Demographics of Approved and Pending Agents

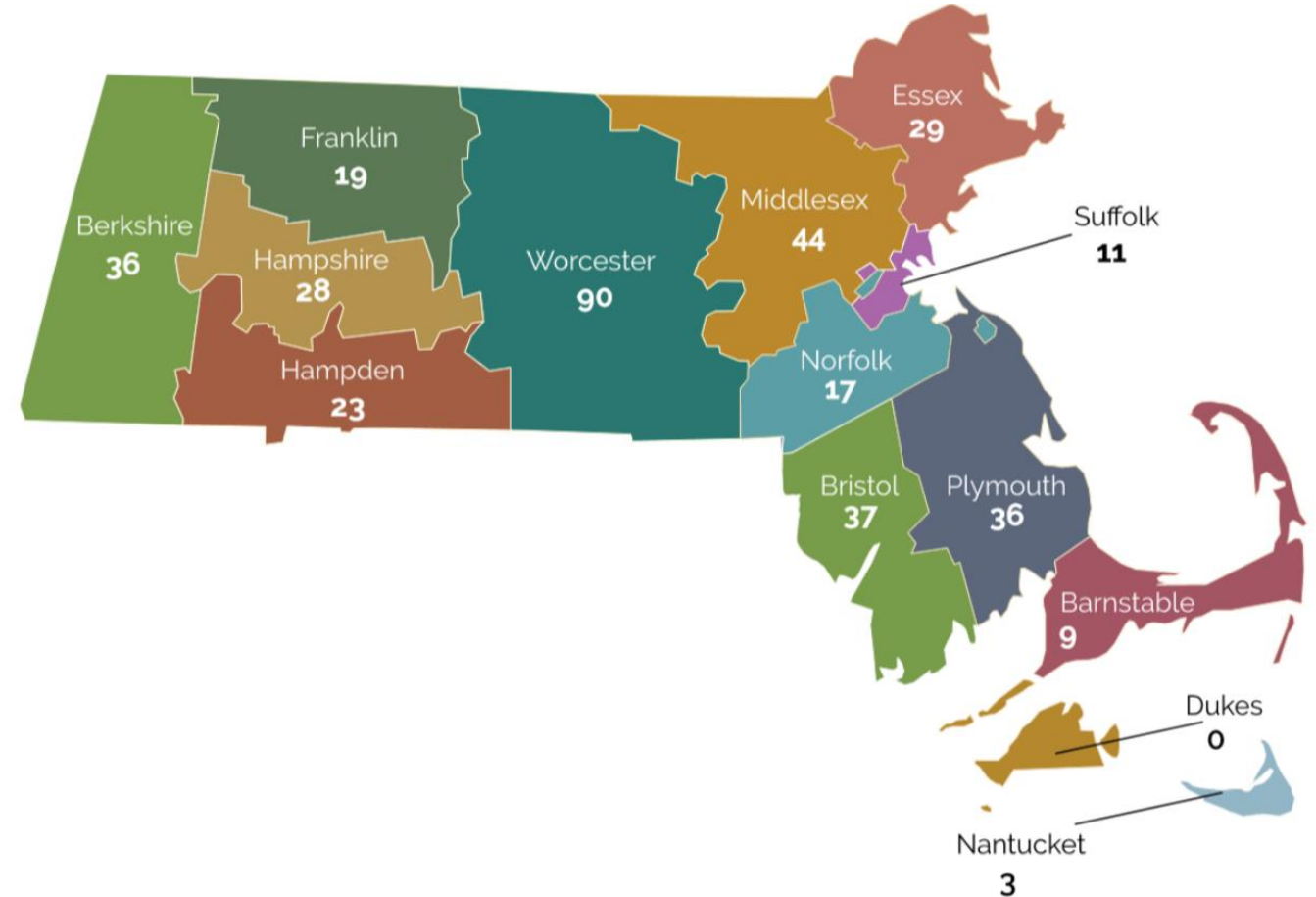
Race/Ethnicity	#	%
Hispanic; Latino; Spanish	526	6.3%
Asian	102	1.2%
Black; African American	415	5%
White	6,175	74.5%
Middle Eastern; North African	15	0.2%
American Indian; Alaska Native	12	0.1%
Native Hawaiian; Other Pacific Islander	5	0.1%
Identified as Two or More Ethnicities	153	1.8%
Other Race or Ethnicity	98	1.2%
Declined to Answer	784	9.5%
Total	8,285	100%



Licensing Applications | May 7, 2020

The totals below are the total number of licenses by county.

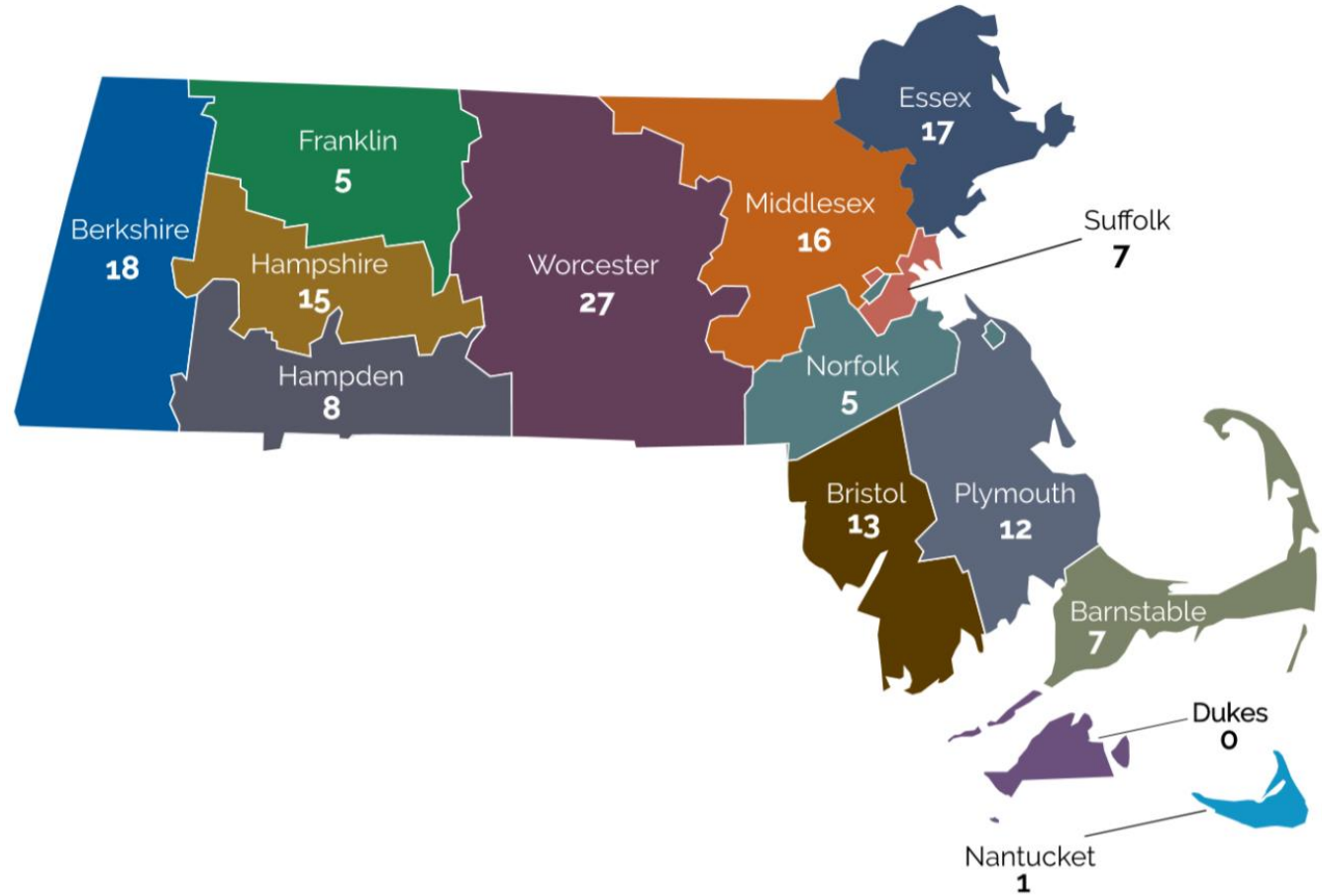
COUNTY	#	+/-
BARNSTABLE	9	+3
BERKSHIRE	36	+2
BRISTOL	37	+8
DUKES	0	
ESSEX	29	+3
FRANKLIN	19	+1
HAMPDEN	23	+3
HAMPSHIRE	28	+2
MIDDLESEX	44	+5
NANTUCKET	3	
NORFOLK	17	+2
PLYMOUTH	36	+3
SUFFOLK	11	
WORCESTER	90	+7
TOTAL	382	+39



Licensing Applications | May 7, 2020

The totals below are the total number of retail licenses by county.

COUNTY	#	+/-
BARNSTABLE	7	+3
BERKSHIRE	18	+1
BRISTOL	13	+3
DUKES	0	
ESSEX	17	+1
FRANKLIN	5	
HAMPDEN	8	+1
HAMPSHIRE	15	+1
MIDDLESEX	16	+1
NANTUCKET	1	
NORFOLK	5	
PLYMOUTH	12	+1
SUFFOLK	7	
WORCESTER	27	+2
TOTAL	151	+14



Licensing Applications | May 7, 2020

TYPE	PENDING APPLICATION	INITIAL LICENSE DENIED	PROVISIONALLY APPROVED	PROVISIONAL LICENSE	FINAL LICENSE	COMMENCE OPERATION	T O T A L
Craft Marijuana Cooperative	2	0	0	1	0	0	3
Independent Testing Laboratory	5	0	0	1	0	2	8
Marijuana Cultivator	117	2	16	64	8	30	237
Marijuana Microbusiness	7	0	4	4	1	1	17
Marijuana Product Manufacturer	84	1	18	43	8	26	180
Marijuana Research Facility	4	0	0	0	0	0	4
Marijuana Retailer	165	1	22	71	14	44	317
Marijuana Transporter with Other Existing ME License	4	0	1	0	0	2	7
Third Party Transporter	6	0	0	0	1	0	7
Total	394	4	61	184	32	105	780

Adult Use Agent Applications | May 7, 2020

13,299 Total Agent Applications:

- 133 Total Pending {
- 119 Pending Establishment Agents
 - 14 Pending Laboratory Agents
- 674 Withdrawn
 - 1,364 Incomplete
 - 162 Expired
 - 2,814 Surrendered
 - 8,152 Active

Of Total Pending:

- 7 not yet reviewed
- 116 CCC requested more information
- 10 awaiting third party response
- 0 Review complete; awaiting approval

MMJ Licensing Data | May 7, 2020

MTC License Applications	#
Pending-Application of Intent Stage	36
Pending-Management and Operations Profile Stage	10
Pending-Siting Profile Stage	7
Application Expired	103
Application Withdrawn	3
Total	159

MTC Licenses	#
Provisional	72
Final	10
Commence Operations	62
License Expired	20
Total	164

MMJ Agent and Program Data | May 7, 2020

The numbers below are a snapshot of the program for the month of April.

MTC Agent Applications	#
Pending-MTC Agent Applications	8
Pending-Laboratory Agents	2
Revoked	3
Surrendered	2,875
Expired	542
Active	6,075
Total	9,505

MMJ Program	#
Certified Patients	78,873
Certified Active Patients	72,502
Active Caregivers	6,949
Registered Certifying Physicians	264
Registered Certifying Nurse Practitioners	78
Ounces Sold	65,155